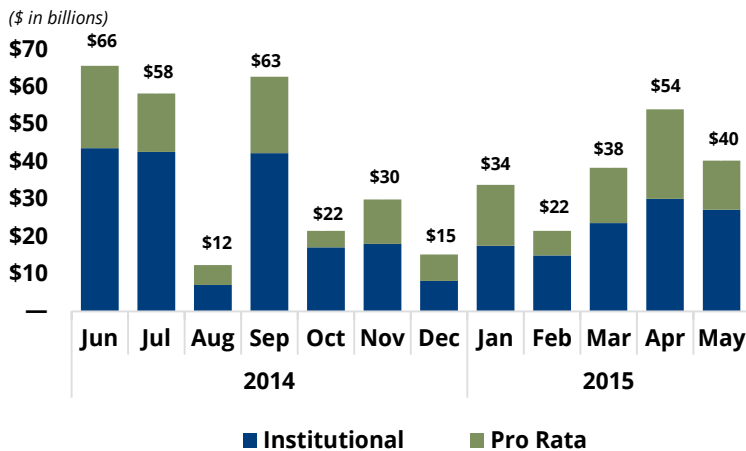


Key Market Indicators

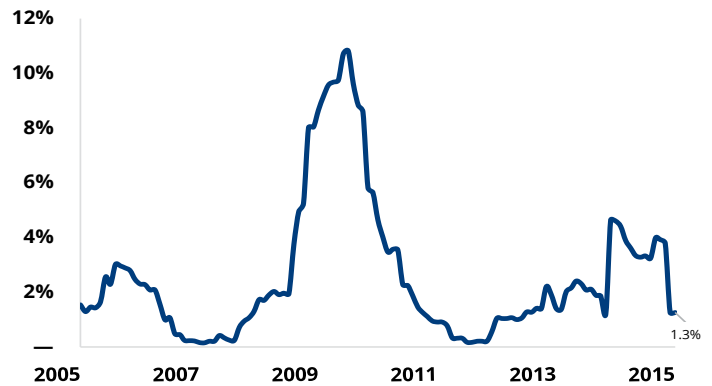
Indices	2015				May 2014	Commodities	2015				May 2014
	May	Apr	Mar	Feb	May		May	Apr	Mar	Feb	May
10-Year Treasury	2.12%	2.05%	1.94%	2.03%	2.48%	Crude Oil	\$60.30	\$59.63	\$47.60	\$49.76	\$102.71
DJIA	18,011	17,841	17,776	18,133	16,717	Natural Gas	\$2.64	\$2.75	\$2.64	\$2.73	\$4.54
S&P 500	2,107	2,086	2,068	2,105	1,924	Gold	\$1,190	\$1,182	\$1,183	\$1,213	\$1,246
NASDAQ	5,070	4,941	4,901	4,964	4,243	Currencies					
iShares HY Corporate Bond Fund	90.7	91.1	90.5	91.7	94.6	GBP in USD	\$1.53	\$1.54	\$1.49	\$1.55	\$1.68
iShares Barclays Aggregate Bond Index	110.1	110.8	111.4	111.0	109.4	EUR in USD	\$1.10	\$1.12	\$1.07	\$1.12	\$1.36
Total Return*						USD in JPY	124.04	119.73	119.99	119.66	101.78
10-Year Treasury	0.14%	(1.46%)	0.95%	(2.82%)	1.67%	USD in CNY	6.20	6.20	6.20	6.26	6.25
DJIA	0.32%	0.88%	(1.85%)	6.01%	1.33%	Average New-Issue Pricing - B+/B					
S&P 500	0.19%	1.35%	(1.58%)	5.75%	2.35%	Total Spread	468.6	486.9	500.6	591.3	512.8
NASDAQ	1.45%	1.31%	(1.16%)	7.29%	2.97%	YTM	4.98%	5.17%	5.29%	6.14%	5.36%
iShares HY Corporate Bond Fund	0.13%	0.66%	(0.95%)	2.23%	1.31%						
iShares Barclays Aggregate Bond Index	(0.15%)	(0.65%)	0.38%	(0.89%)	1.03%						

*Includes dividend / interest payments, when applicable

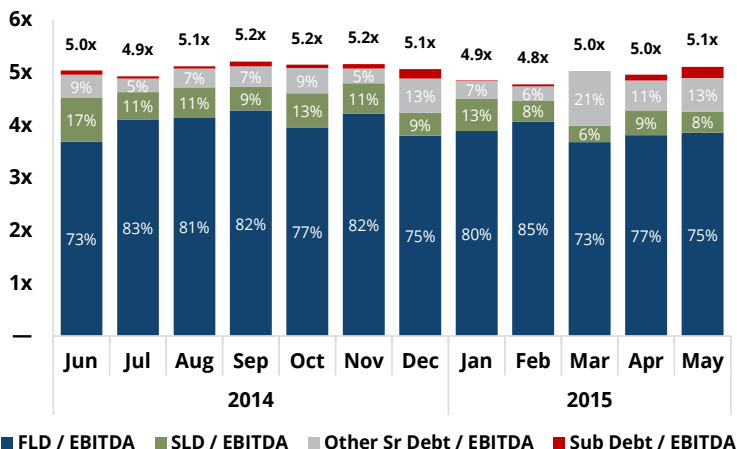
New-Issue Loan Volume by Month



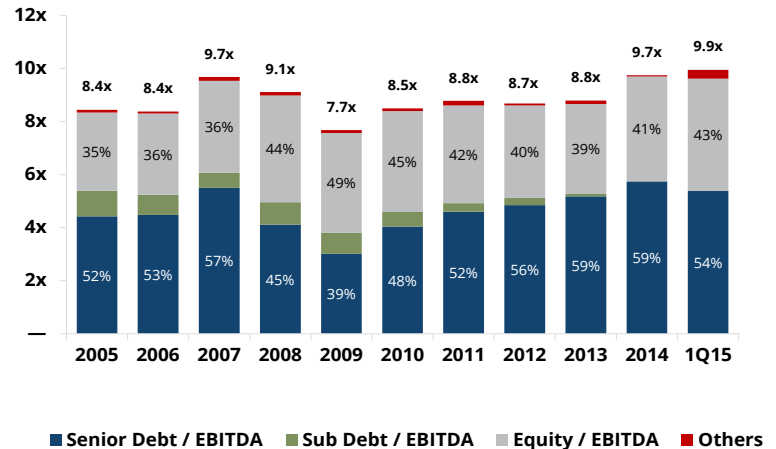
Default Rates of Leveraged Loans



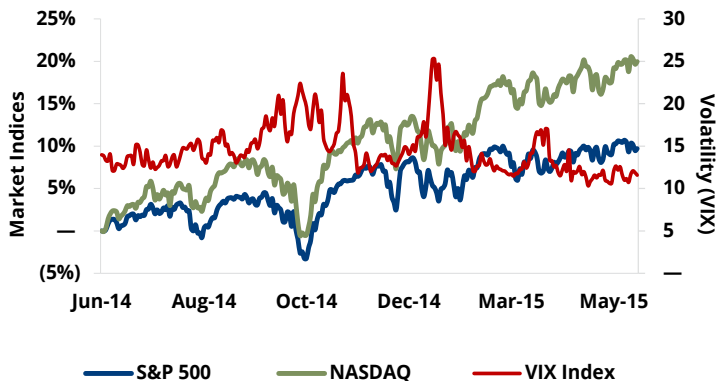
Average Debt Multiples (% of Total)



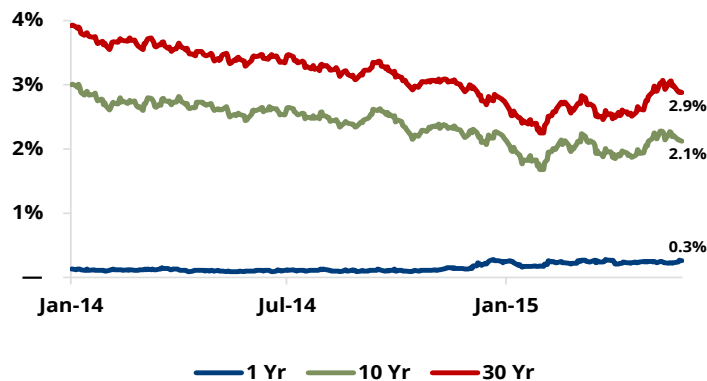
LBO Purchase Price Multiples (% of Total)



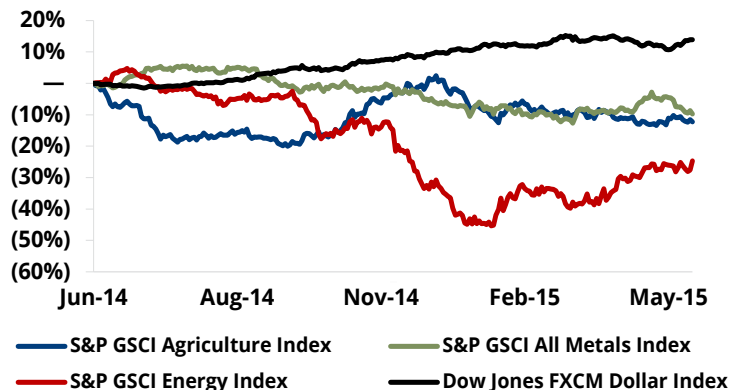
Stock Market Indices



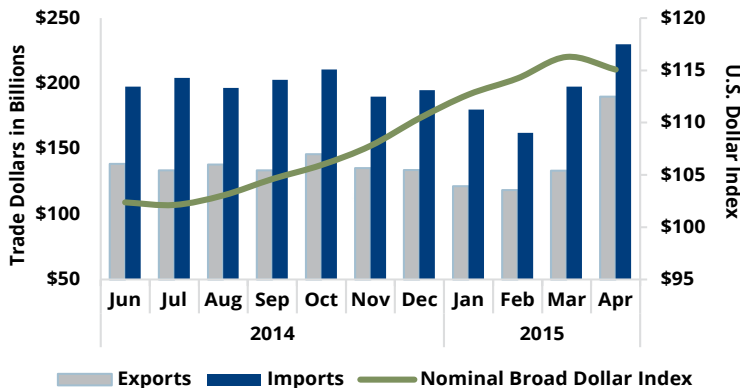
U.S. Treasury Yields



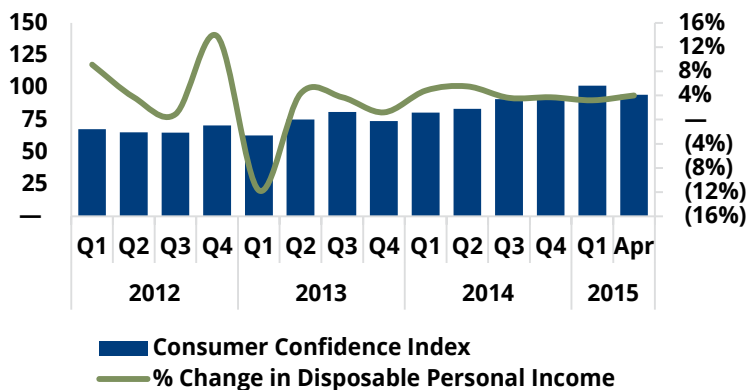
Commodities Prices



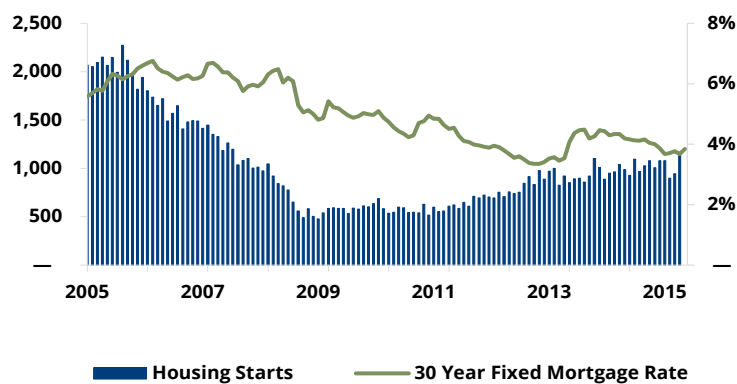
U.S. Trade Deficit & Dollar Index



Consumer Confidence Index & % Change in DPI



Housing Starts & Mortgage Rates



Sources: S&P LCD, Capital IQ, US Census Bureau, TM Capital


Recent TM Capital Financing Experience

<p>has completed a management-led leveraged recapitalization used to fund the repurchase of stock owned by</p> <p>with Senior Secured and Senior Subordinated debt facilities provided by</p>	<p>\$38,000,000 Senior Secured Credit Facilities</p> <p>The Science and Technology of Small Particles™</p> <p>provided by</p>	<p>a portfolio company of</p> <p>has completed a debt financing with</p>
---	---	--

TM Capital's Leveraged Finance Contacts



Robert Grien
Managing Director
rgrien@tmcapital.com
212-809-1434



Jerome Romano
Managing Director
jromano@tmcapital.com
617-259-2206

New York
641 Lexington Avenue
30th Floor
New York, NY 10022
Tel: 212.809.1360

Boston
201 Washington Street
32nd Floor
Boston, MA 02108
Tel: 617.259.2200

Atlanta
3575 Piedmont Rd NE
Suite 1010
Atlanta, GA 30305
Tel: 404.995.6230



An M&A International Inc. firm

www.tmcapital.com