

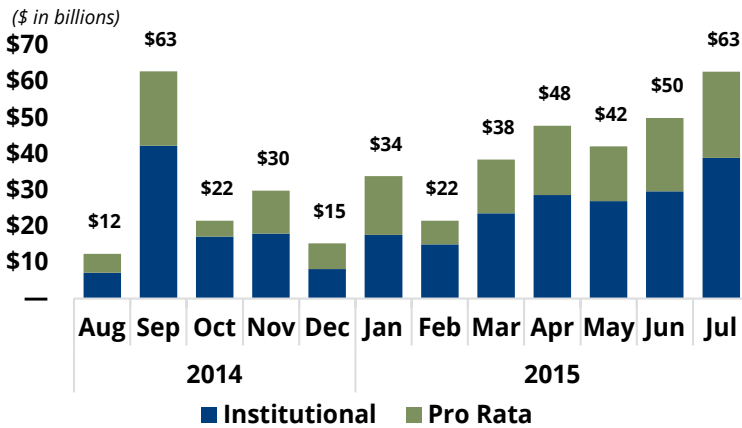
Key Market Indicators

Indices	2015				Jul 2014
	Jul	Jun	May	Apr	2014
10-Year Treasury	2.20%	2.35%	2.12%	2.05%	2.58%
DJIA	17,690	17,620	18,011	17,841	16,563
S&P 500	2,104	2,063	2,107	2,086	1,931
NASDAQ	5,128	4,987	5,070	4,941	4,370
iShares HY Corporate Bond Fund	87.8	88.7	90.7	91.1	93.6
iShares Barclays Aggregate Bond Index	109.4	108.8	110.1	110.8	108.9
Total Return*					
10-Year Treasury	2.66%	(1.35%)	0.14%	(1.46%)	0.26%
DJIA	(0.31%)	(2.22%)	0.32%	0.88%	(2.20%)
S&P 500	1.37%	(2.15%)	0.19%	1.35%	(2.05%)
NASDAQ	2.33%	(1.82%)	1.45%	1.31%	(1.94%)
iShares HY Corporate Bond Fund	(0.51%)	(2.05%)	0.13%	0.66%	(2.46%)
iShares Barclays Aggregate Bond Index	1.12%	(0.80%)	(0.15%)	(0.65%)	2.93%

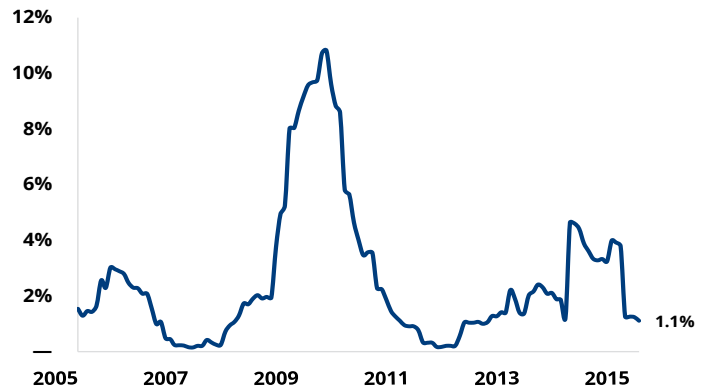
Commodities	2015				Jul 2014
	Jul	Jun	May	Apr	2014
Crude Oil	\$47.12	\$59.47	\$60.30	\$59.63	\$98.17
Natural Gas	\$2.72	\$2.83	\$2.64	\$2.75	\$3.84
Gold	\$1,095	\$1,172	\$1,190	\$1,182	\$1,282
Currencies					
GBP in USD	\$1.56	\$1.57	\$1.53	\$1.54	\$1.69
EUR in USD	\$1.10	\$1.11	\$1.10	\$1.12	\$1.34
USD in JPY	123.88	122.30	124.04	119.73	102.77
USD in CNY	6.21	6.20	6.20	6.20	6.17
Average New-Issue Pricing - B+/B					
Total Spread	501.8	489.0	468.6	486.9	472.4
YTM	5.30%	5.21%	4.98%	5.17%	4.96%

*Includes dividend / interest payments, when applicable

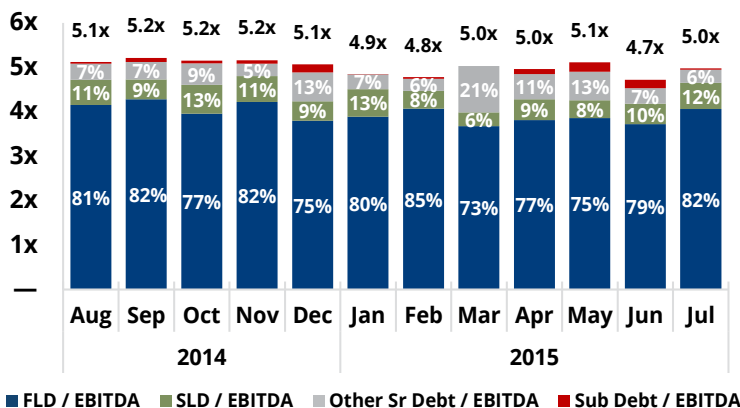
New-Issue Loan Volume by Month



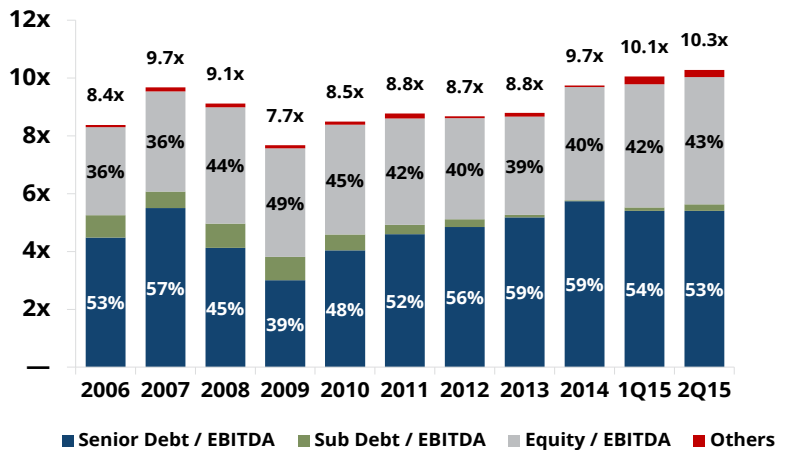
Default Rates of Leveraged Loans



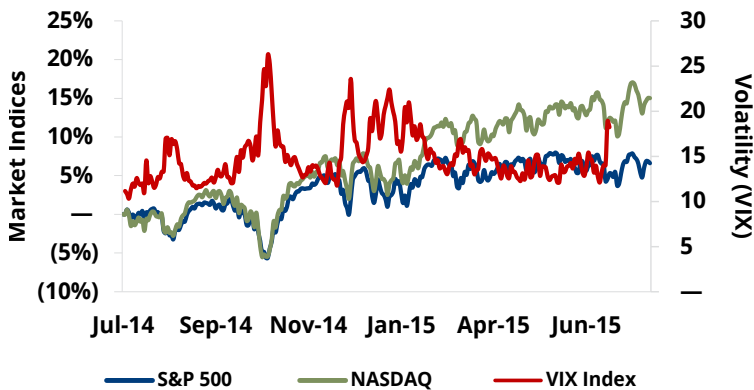
Average Debt Multiples of Highly Leveraged Loans (% of Total)



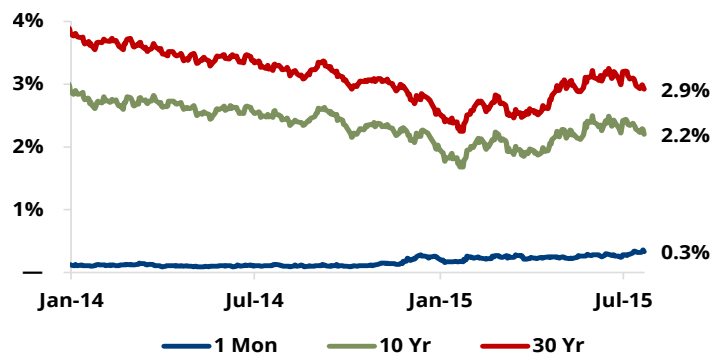
LBO Purchase Price Multiples - All (% of Total Purchase Price)



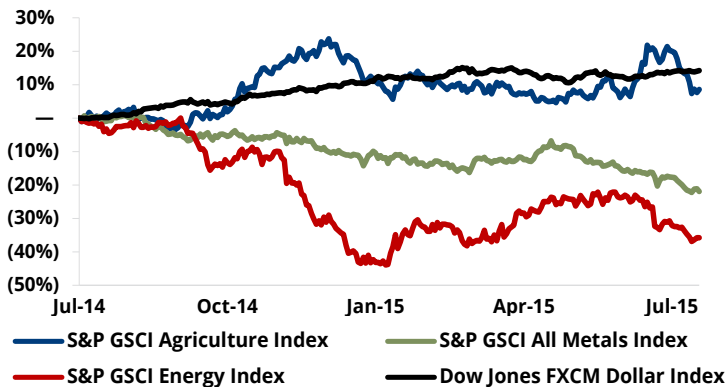
Stock Market Indices



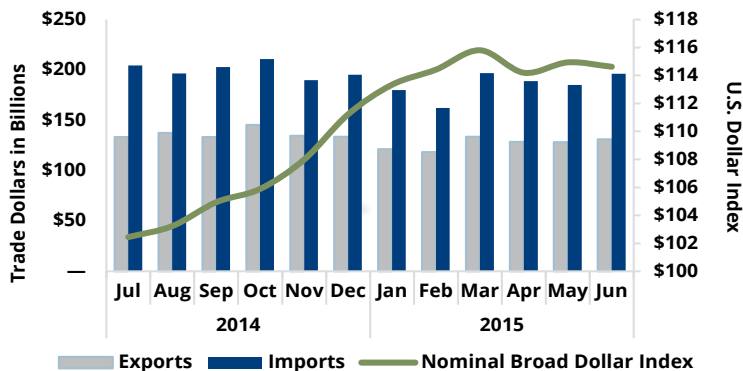
U.S. Treasury Yields



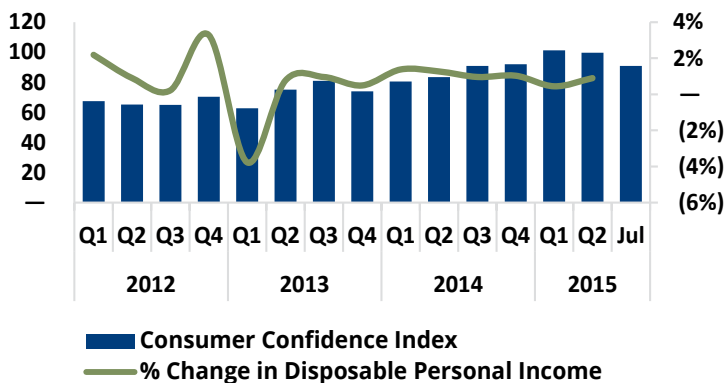
Commodities Prices



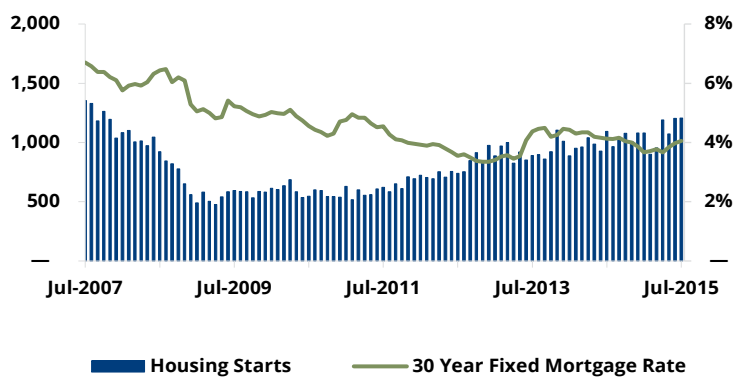
U.S. Trade Deficit & Dollar Index



Consumer Confidence Index & % Change in DPI



Housing Starts & Mortgage Rates



Sources: S&P LCD, Capital IQ, US Census Bureau, TM Capital


Recent TM Capital Financing Experience

<p>has completed a management-led leveraged recapitalization used to fund the repurchase of stock owned by</p> <p>with Senior Secured and Senior Subordinated debt facilities provided by</p>	<p>\$38,000,000 Senior Secured Credit Facilities</p> <p>The Science and Technology of Small Particles™</p> <p>provided by</p>	<p>a portfolio company of</p> <p>has completed a debt financing with</p>
---	---	--

TM Capital's Leveraged Finance Contacts



Robert Grien
Managing Director
rgrien@tmcapital.com
212-809-1434



Jerome Romano
Managing Director
jromano@tmcapital.com
617-259-2206

New York
641 Lexington Avenue
30th Floor
New York, NY 10022
Tel: 212.809.1360

Boston
201 Washington Street
32nd Floor
Boston, MA 02108
Tel: 617.259.2200

Atlanta
3575 Piedmont Rd NE
Suite 1010
Atlanta, GA 30305
Tel: 404.995.6230



An M&A International Inc. firm

www.tmcapital.com