

Key Market Indicators

Indices	2015				Nov 2014
	Nov	Oct	Sep	Aug	
10-Year Treasury	2.21%	2.16%	2.06%	2.21%	2.18%
DJIA	17,720	17,664	16,285	16,528	17,828
S&P 500	2,080	2,079	1,920	1,972	2,068
NASDAQ	5,109	5,054	4,620	4,777	4,792
iShares HY Corporate Bond Fund	82.6	85.2	82.8	85.8	91.5
iShares Barclays Aggregate Bond Index	108.8	109.3	109.5	108.9	110.8
Total Return*					
10-Year Treasury	(0.43%)	(0.82%)	1.31%	(0.24%)	1.84%
DJIA	0.71%	8.67%	1.51%	(6.20%)	2.86%
S&P 500	0.30%	8.21%	0.49%	(6.03%)	2.69%
NASDAQ	1.28%	9.27%	(0.27%)	(6.70%)	3.70%
iShares HY Corporate Bond Fund	(2.50%)	3.90%	(2.68%)	(1.52%)	(1.08%)
iShares Barclays Aggregate Bond Index	(0.39%)	(0.01%)	0.51%	(0.34%)	1.25%

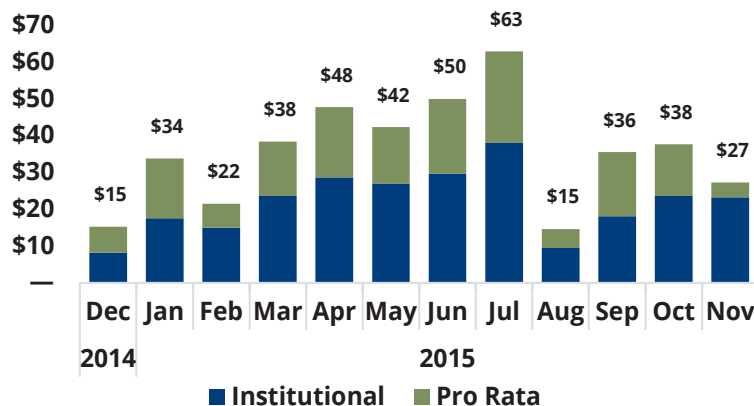
Commodities	2015				Nov 2014
	Nov	Oct	Sep	Aug	
Crude Oil	\$41.65	\$46.59	\$45.09	\$49.20	\$66.15
Natural Gas	\$2.24	\$2.32	\$2.52	\$2.69	\$4.09
Gold	\$1,065	\$1,141	\$1,115	\$1,132	\$1,176
Currencies	2015				Nov 2014
	Nov	Oct	Sep	Aug	
GBP in USD	\$1.51	\$1.55	\$1.51	\$1.54	\$1.56
EUR in USD	\$1.06	\$1.10	\$1.12	\$1.12	\$1.24
USD in JPY	123.23	120.76	119.74	121.30	118.74
USD in CNY	6.40	6.32	6.36	6.38	6.14

Average New-Issue Pricing - B+/B					
Total Spread	592.5	586.2	542.0	484.6	579.4
YTM	6.09%	6.07%	5.72%	5.13%	6.04%

*Includes dividend / interest payments, when applicable

New-Issue Loan Volume by Month

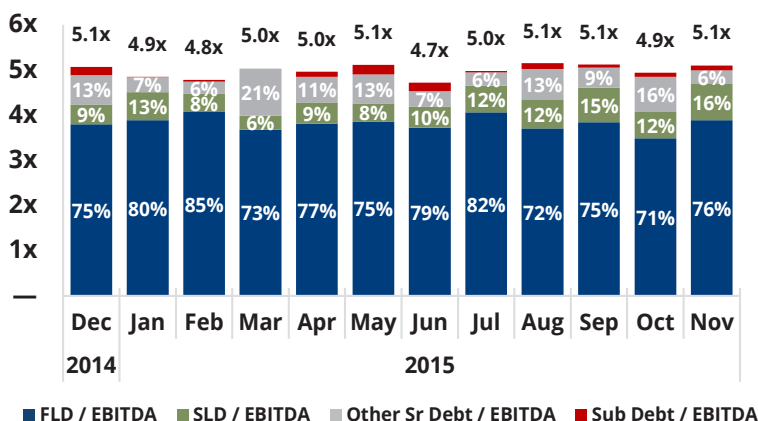
(\$ in billions)



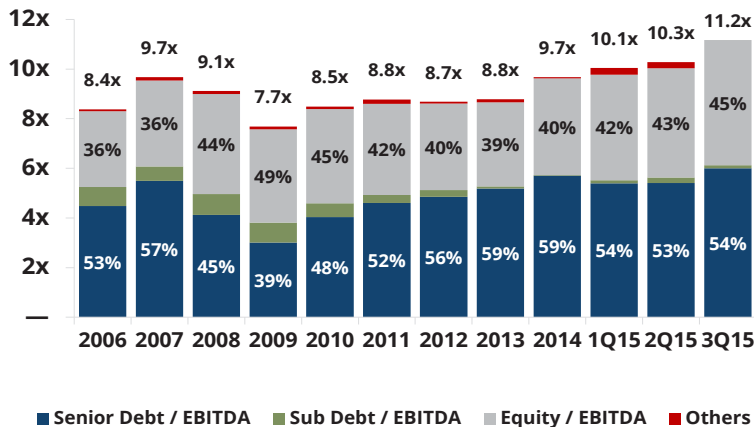
Default Rates of Leveraged Loans



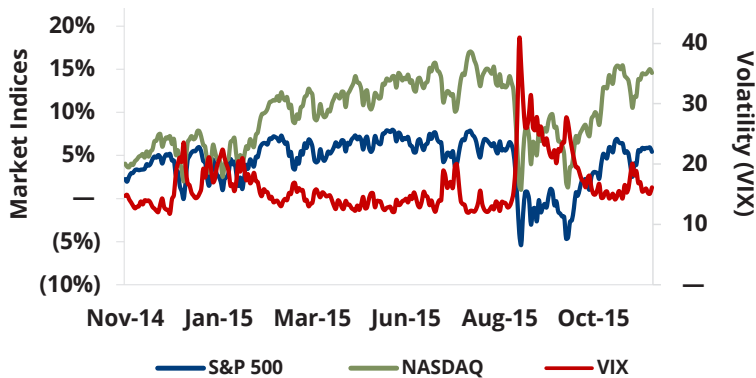
Average Debt Multiples of Highly Leveraged Loans (% of Total)



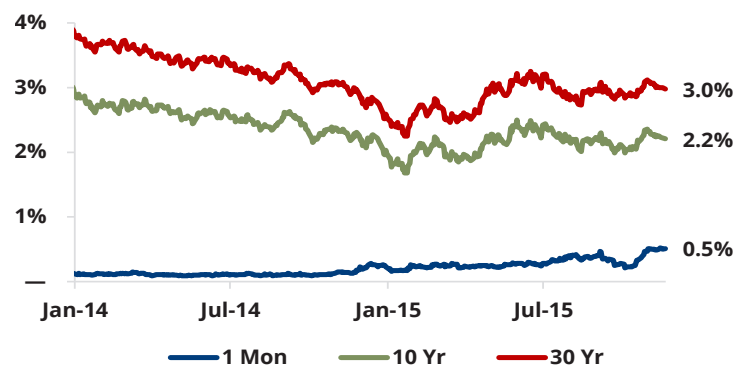
LBO Purchase Price Multiples - All (% of Total Purchase Price)



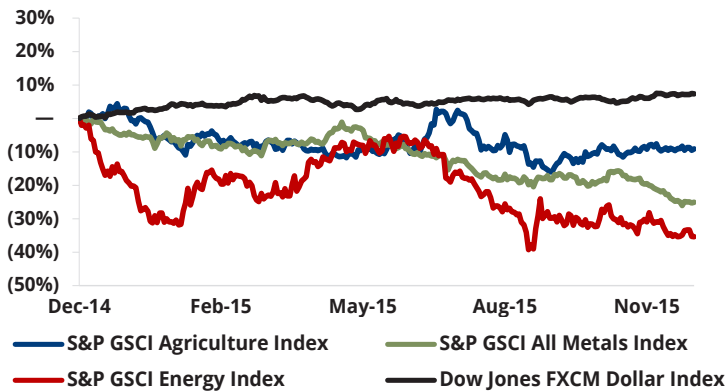
Stock Market Indices



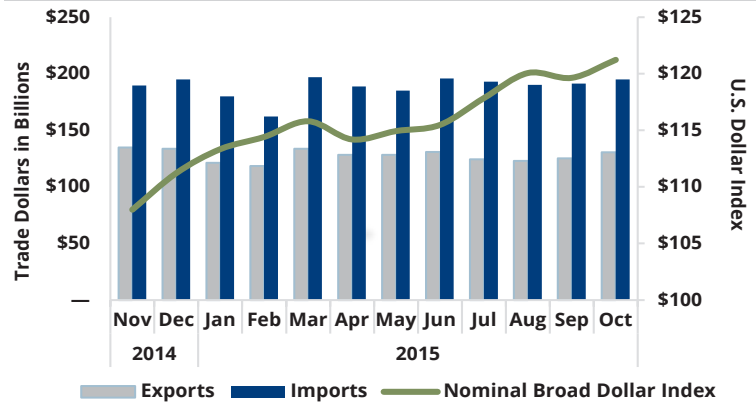
U.S. Treasury Yields



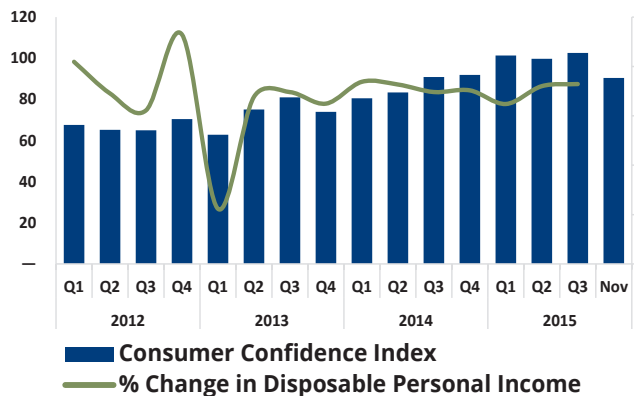
Commodities Prices



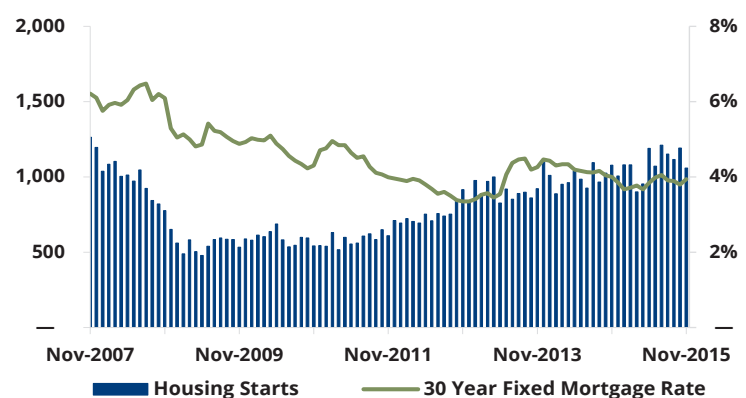
U.S. Trade Deficit & Dollar Index



Consumer Confidence Index & % Change in DPI



Housing Starts & Mortgage Rates



Sources: S&P LCD, Capital IQ, US Census Bureau, TM Capital

Recent TM Capital Financing Experience

has received a \$10.5 million Series A investment from

has completed a management-led leveraged recapitalization used to fund the repurchase of stock owned by

with Senior Secured and Senior Subordinated debt facilities provided by

\$38,000,000 Senior Secured Credit Facilities

The Science and Technology of Small Particles™

provided by

TM Capital's Leveraged Finance Contacts



Robert Grien
Managing Director
rgrien@tmcapital.com
212-809-1434



Jerome Romano
Managing Director
jromano@tmcapital.com
617-259-2206

New York
641 Lexington Avenue
30th Floor
New York, NY 10022
Tel: 212.809.1360

Boston
201 Washington Street
32nd Floor
Boston, MA 02108
Tel: 617.259.2200

Atlanta
3575 Piedmont Rd NE
Suite 1010
Atlanta, GA 30305
Tel: 404.995.6230

TM capital

An M&A International Inc. firm

www.tmcapital.com