

Key Market Indicators

Indices	2016				Dec 2015
	Dec	Nov	Oct	Sep	
10-Year Treasury	2.45%	2.37%	1.84%	1.60%	2.27%
DJIA	19,763	19,124	18,142	18,308	17,425
S&P 500	2,239	2,199	2,126	2,168	2,044
NASDAQ	5,383	5,324	5,189	5,312	5,007
iShares HY Corporate Bond Fund	86.2	85.3	86.5	86.5	80.0
iShares Barclays Aggregate Bond Index	108.0	108.3	111.2	112.4	107.8
Total Return*					
10-Year Treasury	0.29%	(4.93%)	(1.92%)	(0.15%)	(0.95%)
DJIA	2.56%	6.50%	(0.79%)	(0.52%)	(2.47%)
S&P 500	1.94%	4.41%	(1.82%)	0.02%	(2.63%)
NASDAQ	2.17%	3.51%	(2.26%)	1.69%	(2.79%)
iShares HY Corporate Bond Fund	1.93%	0.41%	(0.98%)	0.88%	(2.69%)
iShares Barclays Aggregate Bond Index	0.49%	(2.51%)	(0.82%)	(0.04%)	1.83%

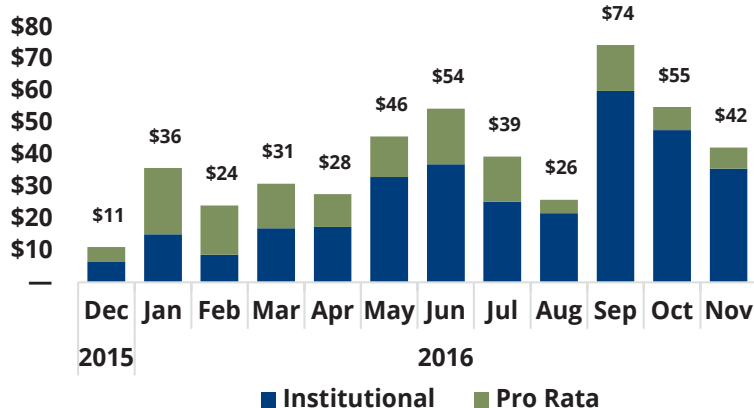
Commodities	2016				Dec 2015
	Dec	Nov	Oct	Sep	
Crude Oil	\$53.72	\$49.44	\$46.86	\$48.24	\$37.04
Natural Gas	\$3.68	\$3.35	\$3.20	\$2.91	\$2.34
Gold	\$1,152	\$1,174	\$1,273	\$1,317	\$1,060
Currencies	2016				Dec 2015
	Dec	Nov	Oct	Sep	
GBP in USD	\$1.23	\$1.25	\$1.22	\$1.30	\$1.47
EUR in USD	\$1.06	\$1.06	\$1.10	\$1.12	\$1.09
USD in JPY	116.75	114.28	105.14	101.28	120.20
USD in CNY	6.94	6.89	6.78	6.67	6.49

Average New-Issue Pricing - B+/B					
Total Spread	405.7	435.0	429.7	446.5	545.0
YTM	5.12%	5.29%	5.22%	5.33%	5.92%

*Includes dividend / interest payments, when applicable

New-Issue Loan Volume by Month

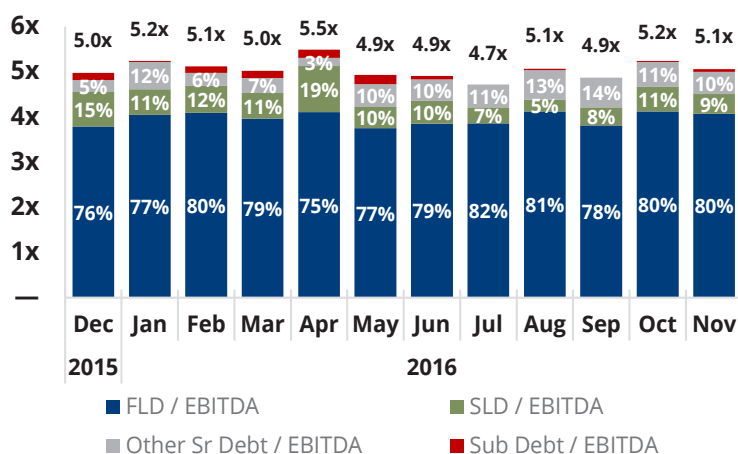
(\$ in billions)



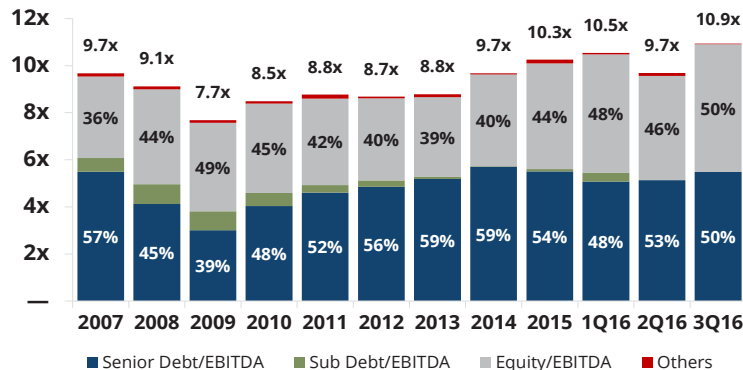
Default Rates of Leveraged Loans



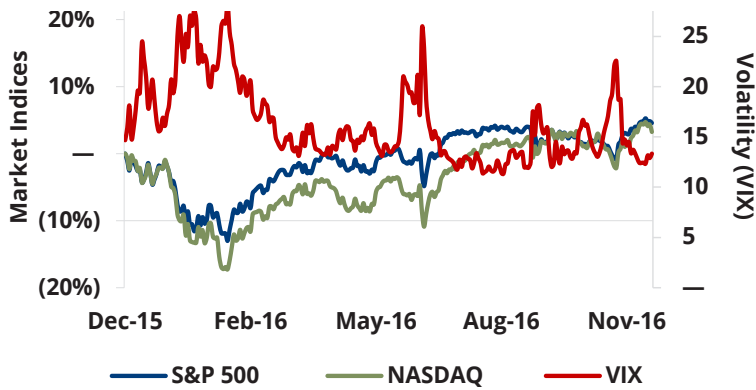
Average Debt Multiples of Highly Leveraged Loans (% of Total)



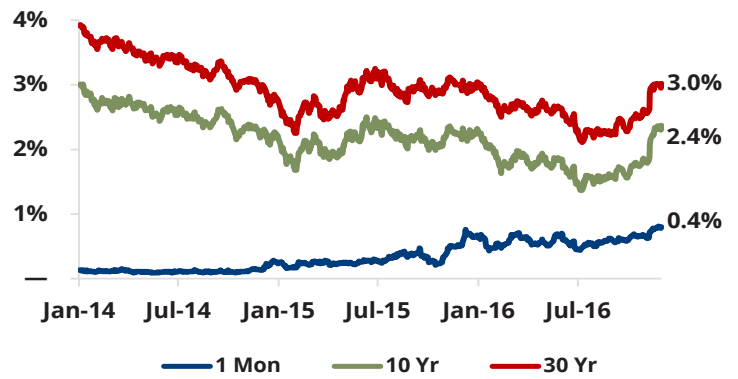
LBO Purchase Price Multiples - All (% of Total Purchase Price)



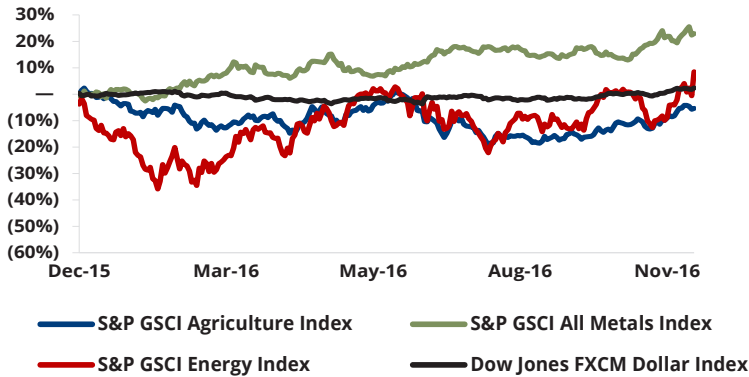
Stock Market Indices



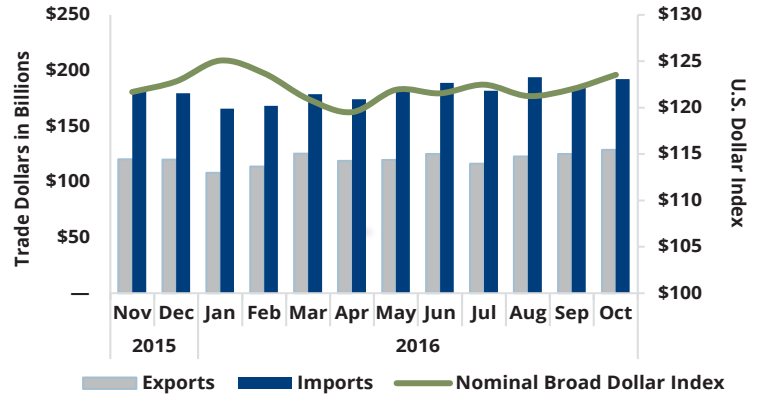
U.S. Treasury Yields



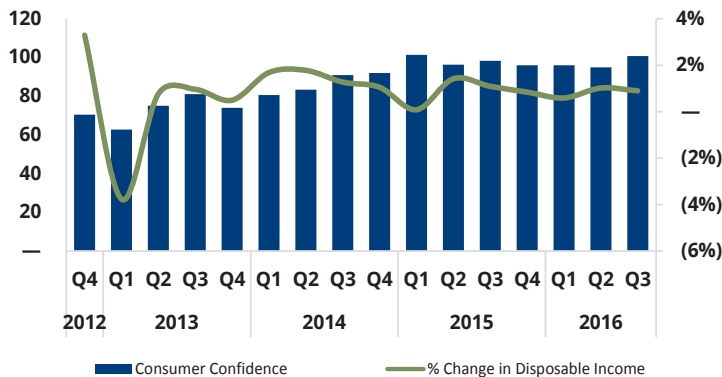
Commodities Prices



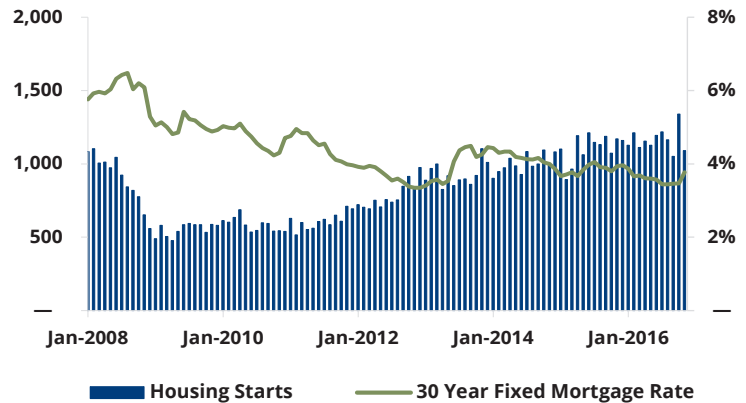
U.S. Trade Deficit & Dollar Index



Consumer Confidence Index & % Change in DPI



Housing Starts & Mortgage Rates



Sources: S&P LCD, Capital IQ, US Census Bureau, TM Capital

Recent TM Capital Financing Experience

<p>has received a \$10.5 million Series A investment from</p>	<p>has completed a management-led leveraged recapitalization used to fund the repurchase of stock owned by</p> <p>with Senior Secured and Senior Subordinated debt facilities provided by</p>	<p>\$42,171,250 Senior Secured Credit Facilities</p> <p>The Science and Technology of Small Particles™</p> <p>provided by</p>
---	---	---

TM Capital's Leveraged Finance Contacts

<p>Robert Grien Managing Director rgrien@tmcapital.com 212-809-1434</p>	<p>Jerome Romano Managing Director jromano@tmcapital.com 617-259-2206</p>	<p>Vidur Kapur Associate vkapur@tmcapital.com 212-809-1422</p>
--	--	---

New York
641 Lexington Avenue
30th Floor
New York, NY 10022
Tel: 212.809.1360

Boston
201 Washington Street
32nd Floor
Boston, MA 02108
Tel: 617.259.2200

Atlanta
3575 Piedmont Rd NE
Suite 1010
Atlanta, GA 30305
Tel: 404.995.6230

TM capital
An Oaklins Member Firm

www.tmcapital.com