

Key Market Indicators

	Jan 2017	Dec 2016	Nov 2016	Oct 2016	Jan 2016
Indices					
10-Year Treasury	2.45%	2.45%	2.37%	1.84%	1.94%
DJIA	19,864	19,763	19,124	18,142	16,466
S&P 500	2,279	2,239	2,199	2,126	1,940
NASDAQ	5,615	5,383	5,324	5,189	4,614
iShares HY Corporate Bond Fund	87.2	86.2	85.3	86.5	78.6
iShares Barclays Aggregate Bond Index	108.2	108.0	108.3	111.2	109.3
Total Return*					
10-Year Treasury	0.29%	0.29%	(4.93%)	(1.92%)	3.59%
DJIA	0.52%	2.56%	6.50%	(0.79%)	(5.39%)
S&P 500	1.58%	1.94%	4.41%	(1.82%)	(4.96%)
NASDAQ	3.62%	2.17%	3.51%	(2.26%)	(7.82%)
iShares HY Corporate Bond Fund	0.76%	1.93%	0.41%	(0.98%)	(1.60%)
iShares Barclays Aggregate Bond Index	0.18%	0.49%	(2.51%)	(0.82%)	1.24%

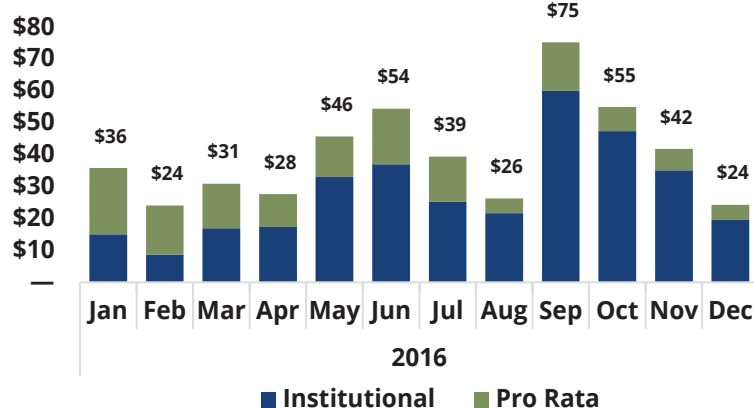
	Jan 2017	Dec 2016	Nov 2016	Oct 2016	Jan 2016
Commodities					
Crude Oil	\$52.81	\$53.72	\$49.44	\$46.86	\$33.62
Natural Gas	\$3.12	\$3.68	\$3.35	\$3.20	\$2.30
Gold	\$1,211	\$1,152	\$1,174	\$1,273	\$1,116
Currencies					
GBP in USD	\$1.26	\$1.23	\$1.25	\$1.22	\$1.42
EUR in USD	\$1.08	\$1.06	\$1.06	\$1.10	\$1.08

	Jan 2017	Dec 2016	Nov 2016	Oct 2016	Jan 2016
Average New-Issue Pricing - B+/B					
Total Spread	376.1	405.7	435.0	429.7	545.2
YTM	4.85%	5.12%	5.29%	5.22%	5.99%

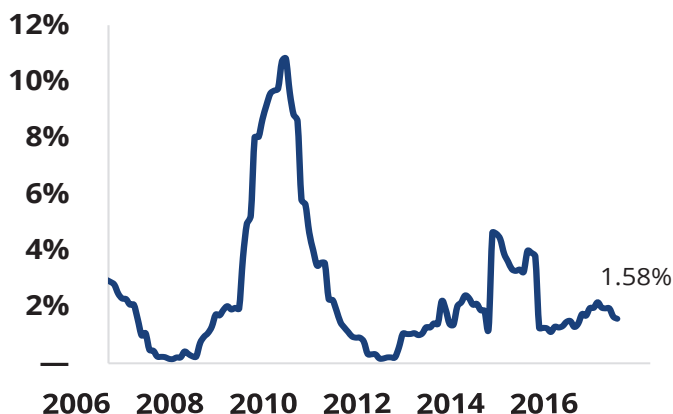
*Includes dividend / interest payments, when applicable

New-Issue Loan Volume by Month

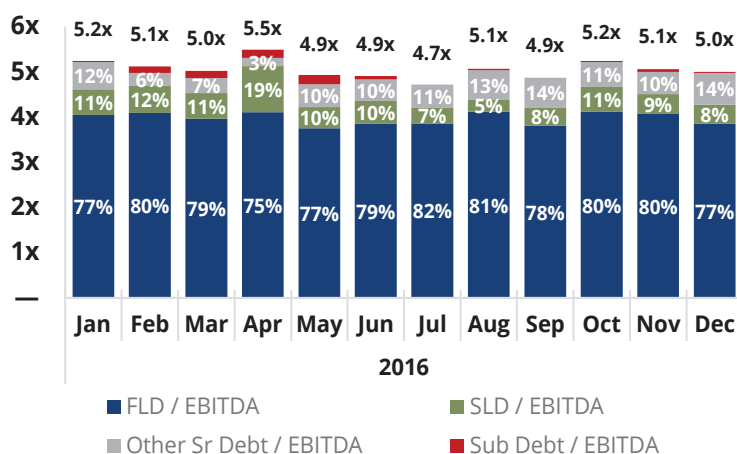
(\$ in billions)



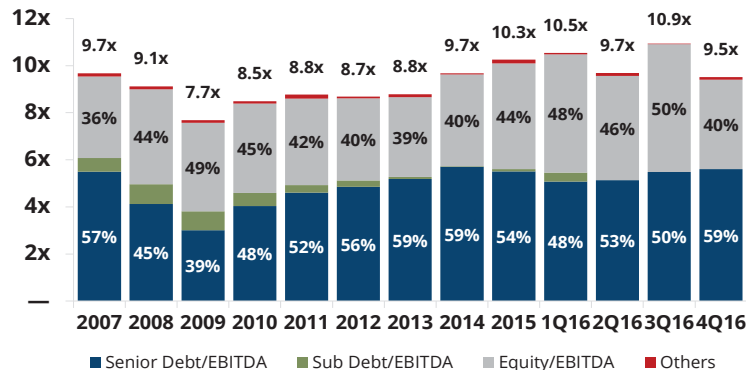
Default Rates of Leveraged Loans



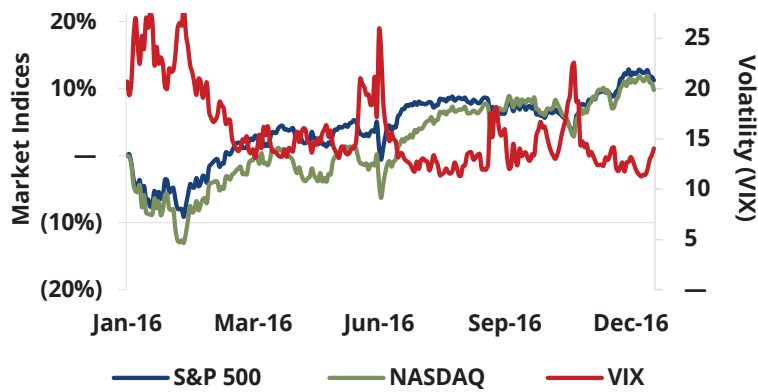
Average Debt Multiples of Highly Leveraged Loans (% of Total)



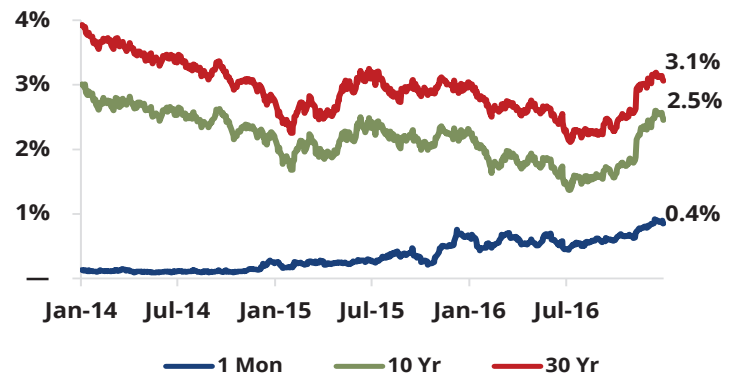
LBO Purchase Price Multiples - All (% of Total Purchase Price)



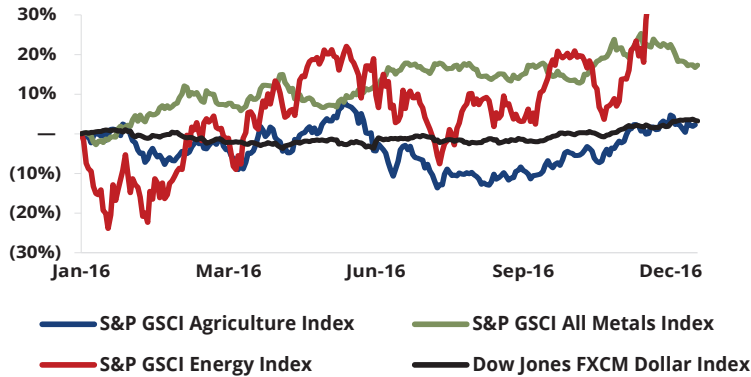
Stock Market Indices



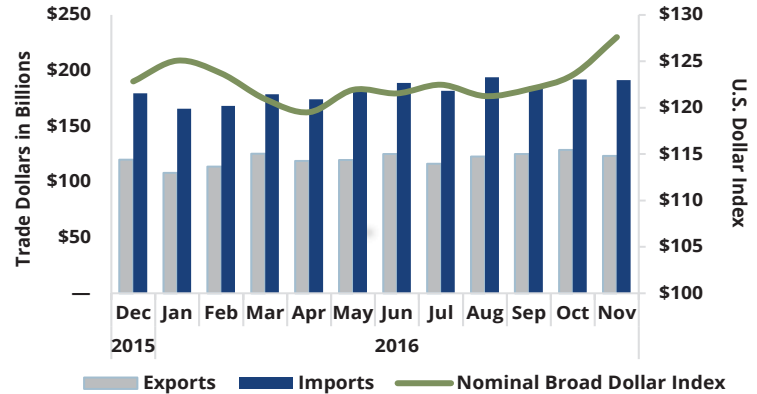
U.S. Treasury Yields



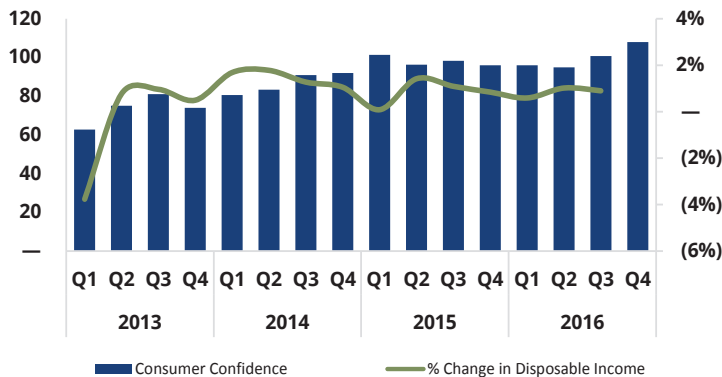
Commodities Prices



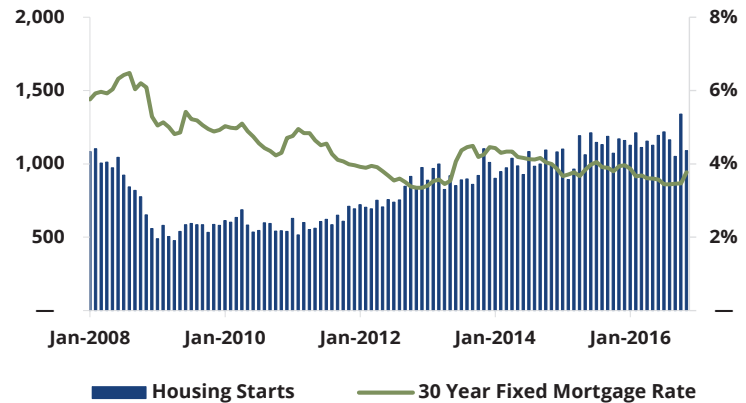
U.S. Trade Deficit & Dollar Index



Consumer Confidence Index & % Change in DPI



Housing Starts & Mortgage Rates



Sources: S&P LCD, Capital IQ, US Census Bureau, TM Capital

Recent TM Capital Financing Experience

<p>has received a \$10.5 million Series A investment from</p>	<p>has completed a management-led leveraged recapitalization used to fund the repurchase of stock owned by</p> <p>with Senior Secured and Senior Subordinated debt facilities provided by</p>	<p>\$42,171,250 Senior Secured Credit Facilities</p> <p>The Science and Technology of Small Particles™</p> <p>provided by</p>
---	---	---

TM Capital's Leveraged Finance Contacts

<p>Robert Grien Managing Director rgrien@tmcapital.com 212-809-1434</p>	<p>Jerome Romano Managing Director jromano@tmcapital.com 617-259-2206</p>	<p>Vidur Kapur Associate vkapur@tmcapital.com 212-809-1422</p>
--	--	---

New York
641 Lexington Avenue
30th Floor
New York, NY 10022
Tel: 212.809.1360

Boston
201 Washington Street
32nd Floor
Boston, MA 02108
Tel: 617.259.2200

Atlanta
3575 Piedmont Rd NE
Suite 1010
Atlanta, GA 30305
Tel: 404.995.6230

TM capital
An Oadins Member Firm

www.tmcapital.com