

### Key Market Indicators

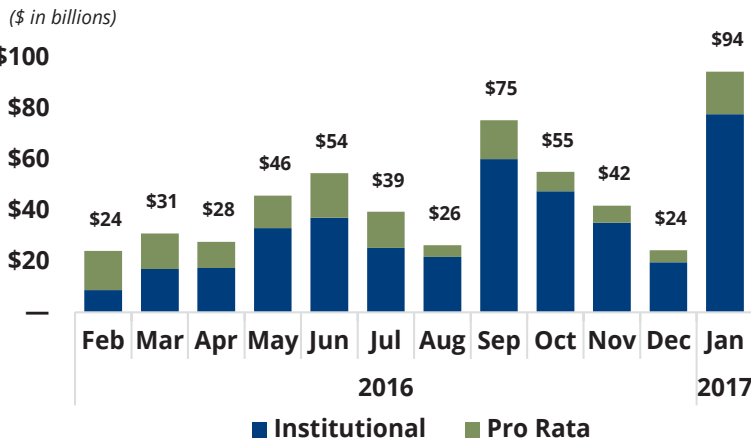
Indices	2017		2016		Feb 2016
	Feb	Jan	Dec	Nov	
10-Year Treasury	2.36%	2.45%	2.45%	2.37%	1.74%
DJIA	20,812	19,864	19,763	19,124	16,517
S&P 500	2,364	2,279	2,239	2,199	1,932
NASDAQ	5,825	5,615	5,383	5,324	4,558
iShares HY Corporate Bond Fund	88.0	87.2	86.2	85.3	78.6
iShares Barclays Aggregate Bond Index	108.6	108.2	108.0	108.3	109.9
<b>Total Return*</b>					
10-Year Treasury	1.06%	0.29%	0.29%	(4.93%)	1.88%
DJIA	4.18%	0.52%	2.56%	6.50%	1.58%
S&P 500	3.26%	1.58%	1.94%	4.41%	0.71%
NASDAQ	2.83%	3.62%	2.17%	3.51%	(0.47%)
iShares HY Corporate Bond Fund	0.96%	0.76%	1.93%	0.41%	1.02%
iShares Barclays Aggregate Bond Index	0.66%	0.18%	0.49%	(2.51%)	1.52%

Commodities	2017		2016		Feb 2016
	Feb	Jan	Dec	Nov	
Crude Oil	\$54.01	\$52.81	\$53.72	\$49.44	\$33.75
Natural Gas	\$2.77	\$3.12	\$3.68	\$3.35	\$1.71
Gold	\$1,254	\$1,211	\$1,152	\$1,174	\$1,234
Currencies	2017		2016		Feb 2016
	Feb	Jan	Dec	Nov	
GBP in USD	\$1.24	\$1.26	\$1.23	\$1.25	\$1.39
EUR in USD	\$1.06	\$1.08	\$1.06	\$1.06	\$1.09
USD in JPY	112.00	112.79	116.75	114.28	112.88
USD in CNY	6.87	6.88	6.94	6.89	6.55

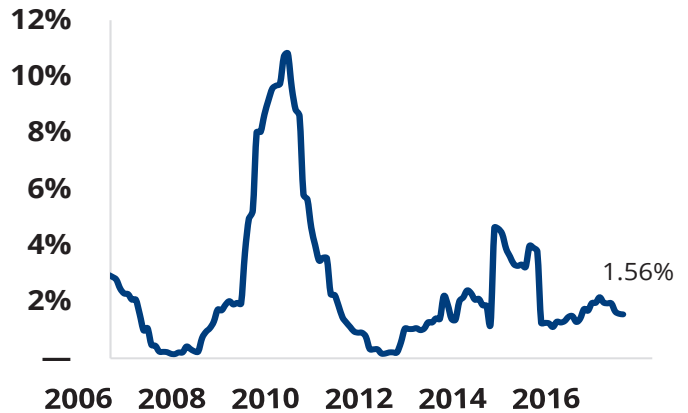
Average New-Issue Loan Pricing - B+/B					
Total Spread	409.9	376.1	405.7	435.0	621.4
YTM	5.23%	4.85%	5.12%	5.29%	6.68%

\*Includes dividend / interest payments, when applicable

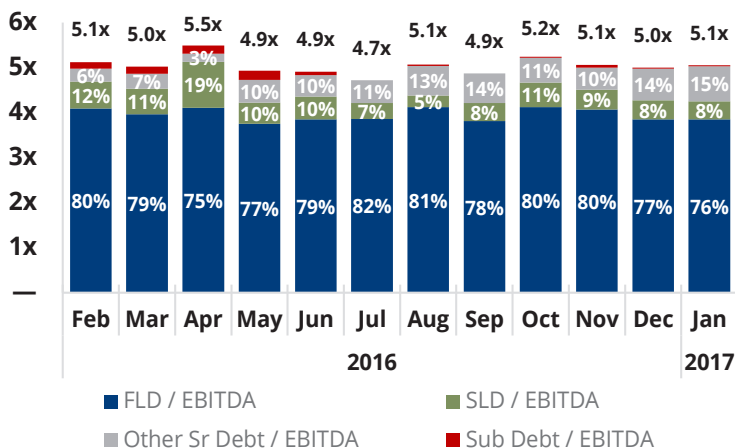
### New-Issue Loan Volume by Month



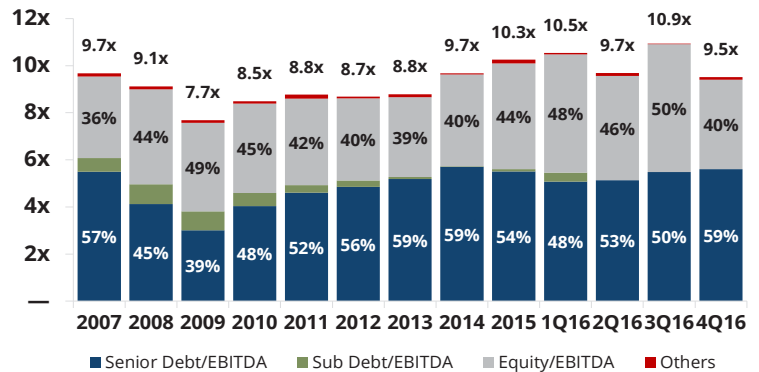
### Default Rates of Leveraged Loans



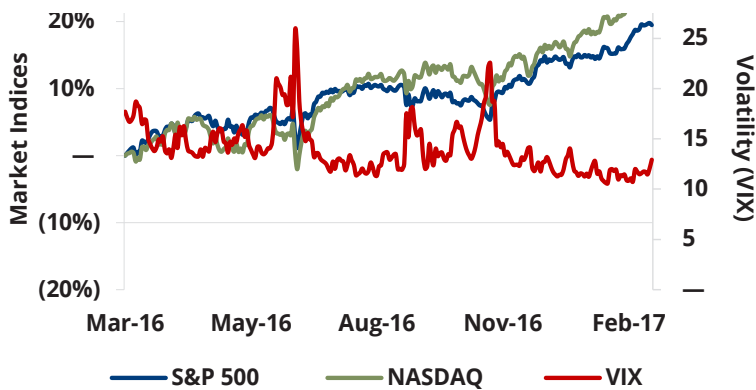
### Average Debt Multiples of Highly Leveraged Loans (% of Total)



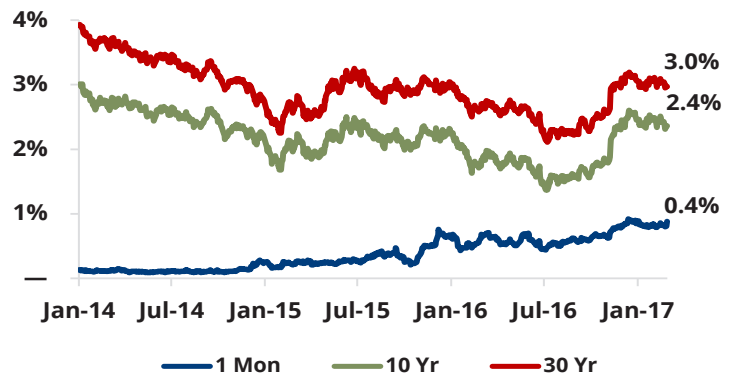
### LBO Purchase Price Multiples - All (% of Total Purchase Price)



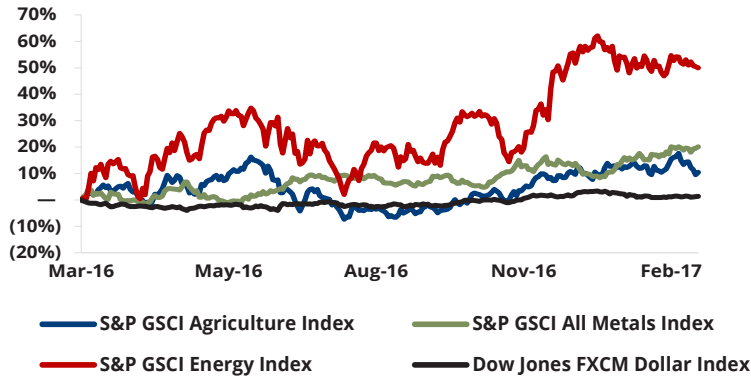
## Stock Market Indices



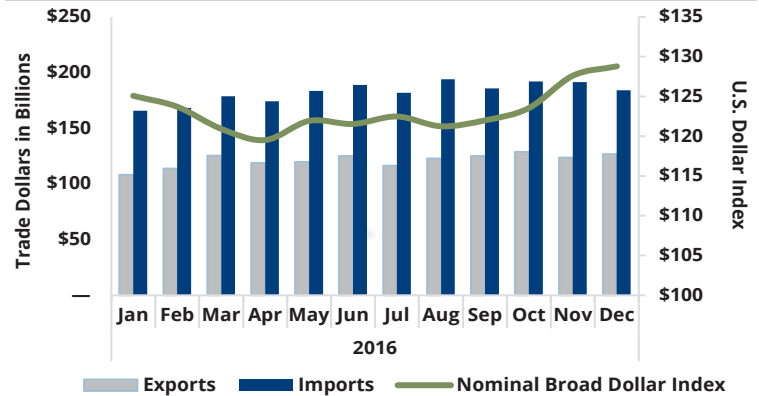
## U.S. Treasury Yields



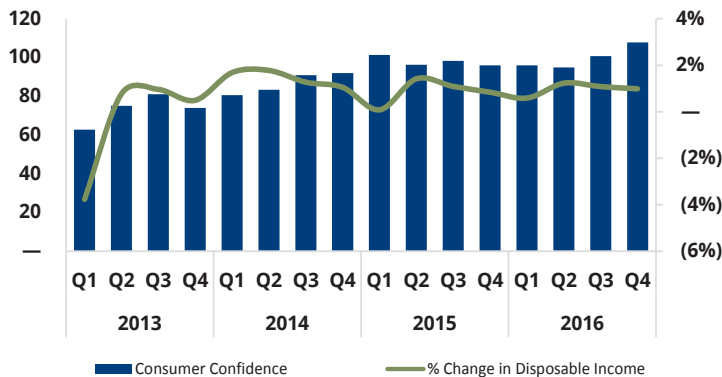
## Commodities Prices



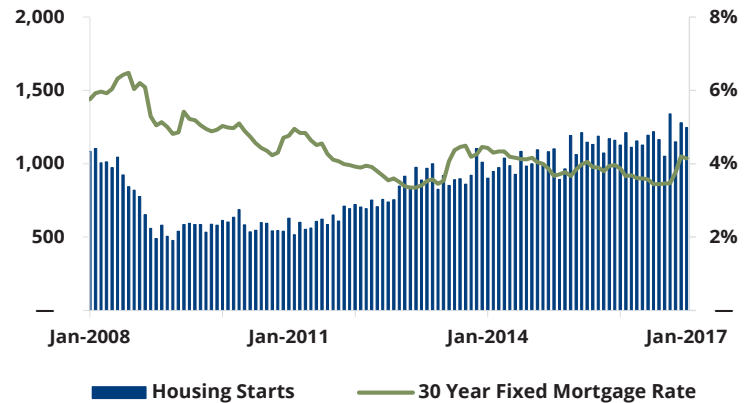
## U.S. Trade Deficit & Dollar Index



## Consumer Confidence Index & % Change in DPI



## Housing Starts & Mortgage Rates



Sources: S&P LCD, Capital IQ, US Census Bureau, TM Capital

## Recent TM Capital Financing Experience

<p>has received a \$10.5 million Series A investment from</p>	<p>has completed a management-led leveraged recapitalization used to fund the repurchase of stock owned by</p> <p>with Senior Secured and Senior Subordinated debt facilities provided by</p>	<p>\$42,171,250 Senior Secured Credit Facilities</p> <p>The Science and Technology of Small Particles™</p> <p>provided by</p>
---	---	---

## TM Capital's Leveraged Finance Contacts

<p><b>Robert Grien</b> Managing Director rgrien@tmcapital.com 212-809-1434</p>	<p><b>Jerome Romano</b> Managing Director jromano@tmcapital.com 617-259-2206</p>	<p><b>Vidur Kapur</b> Associate vkapur@tmcapital.com 212-809-1422</p>
--	--	---

**New York**  
641 Lexington Avenue  
30th Floor  
New York, NY 10022  
Tel: 212.809.1360

**Boston**  
201 Washington Street  
32nd Floor  
Boston, MA 02108  
Tel: 617.259.2200

**Atlanta**  
1230 Peachtree Street NE  
Suite 550  
Atlanta, GA 30305  
Tel: 404.995.6230

**TM capital**  
An Oaklins Member Firm

www.tmcapital.com