

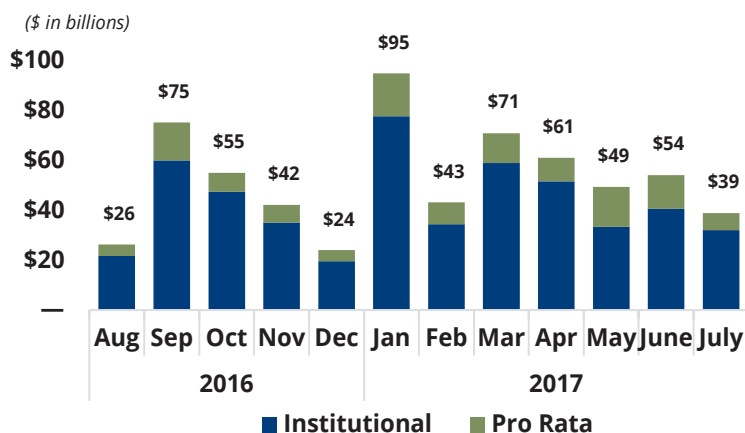
Key Market Indicators

Indices	2017				July 2016
	July	June	May	Apr	
10-Year Treasury	2.30%	2.31%	2.21%	2.29%	1.46%
DJIA	21,891	21,350	21,009	20,941	18,432
S&P 500	2,470	2,423	2,412	2,384	2,174
NASDAQ	6,348	6,140	6,199	6,048	5,162
iShares HY Corporate Bond Fund	88.6	88.1	88.4	87.8	85.3
iShares Barclays Aggregate Bond Index	109.6	109.4	109.7	109.1	112.9
Total Return*					
10-Year Treasury	0.31%	(0.45%)	1.22%	1.33%	0.03%
DJIA	2.23%	0.88%	0.84%	1.45%	2.81%
S&P 500	1.71%	(0.12%)	1.23%	1.03%	3.47%
NASDAQ	2.85%	(1.36%)	1.96%	2.35%	6.21%
iShares HY Corporate Bond Fund	0.85%	(0.13%)	0.98%	0.82%	1.11%
iShares Barclays Aggregate Bond Index	0.28%	0.02%	0.95%	0.91%	0.25%

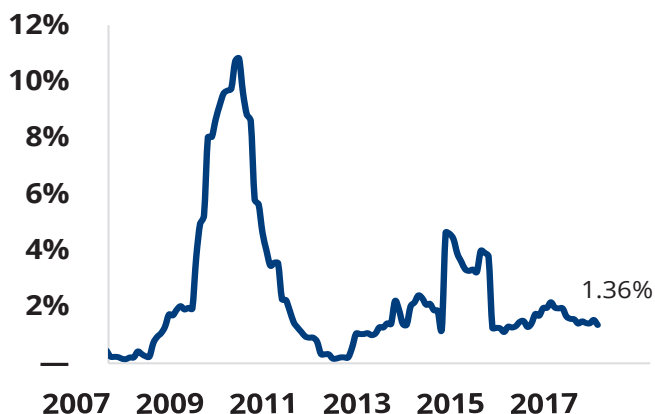
*Includes dividend / interest payments, when applicable

Commodities	2017				July 2016
	July	June	May	Apr	
Crude Oil	\$50.17	\$46.04	\$48.32	\$49.33	\$41.60
Natural Gas	\$2.79	\$3.04	\$3.07	\$3.28	\$2.88
Gold	\$1,270	\$1,242	\$1,275	\$1,268	\$1,353
Currencies					
GBP in USD	\$1.32	\$1.30	\$1.29	\$1.29	\$1.33
EUR in USD	\$1.18	\$1.14	\$1.12	\$1.09	\$1.12
USD in JPY	110.49	112.34	110.68	111.42	102.30
USD in CNY	6.73	6.78	6.81	6.89	6.64
Average New-Issue Loan Pricing - B+/B					
Total Spread	421.0	383.0	362.0	409.8	502.1
YTM	5.47%	5.09%	4.86%	5.29%	5.73%
New-Issue Clearing Yields - Middle Market (last 90 days)					
Deal Count	284	298	322	372	190
Clearing Yield	5.60%	5.48%	5.29%	5.32%	5.40%

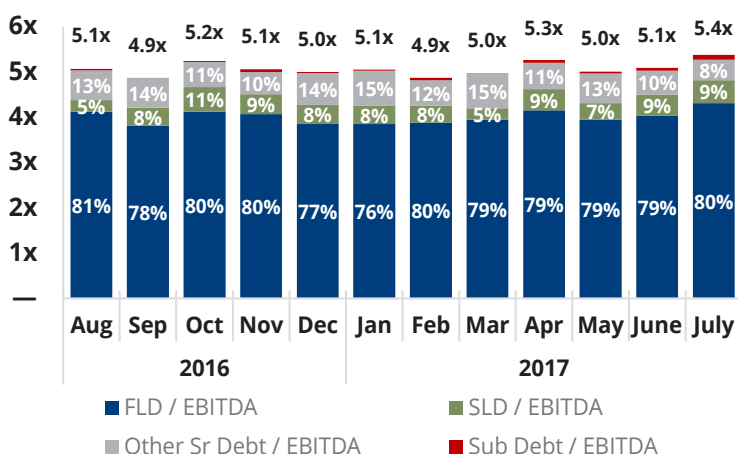
New-Issue Loan Volume by Month



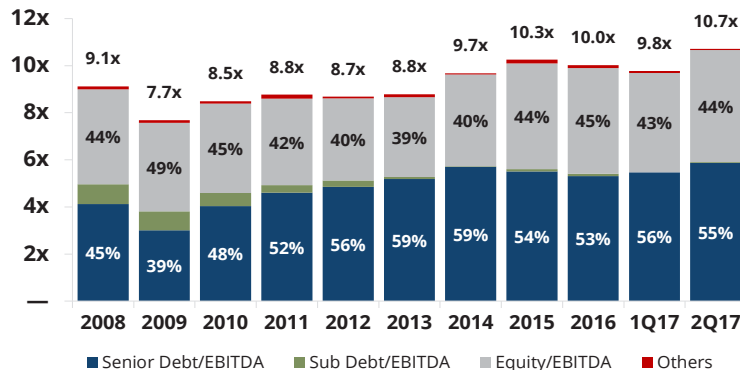
Default Rates of Leveraged Loans



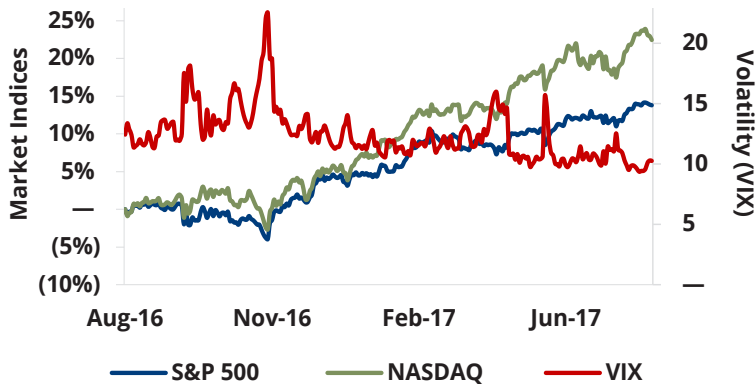
Average Debt Multiples of Highly Leveraged Loans (% of Total)



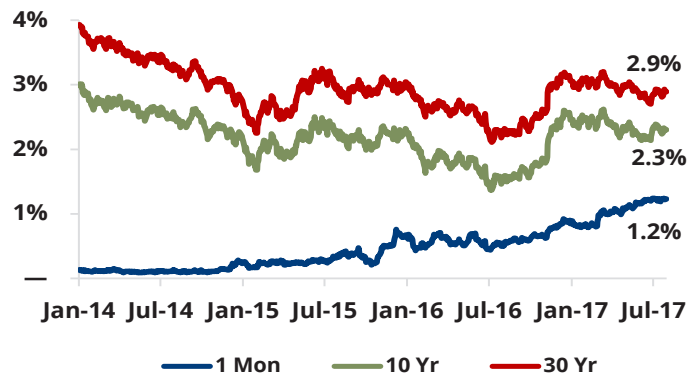
LBO Purchase Price Multiples - All (% of Total Purchase Price)



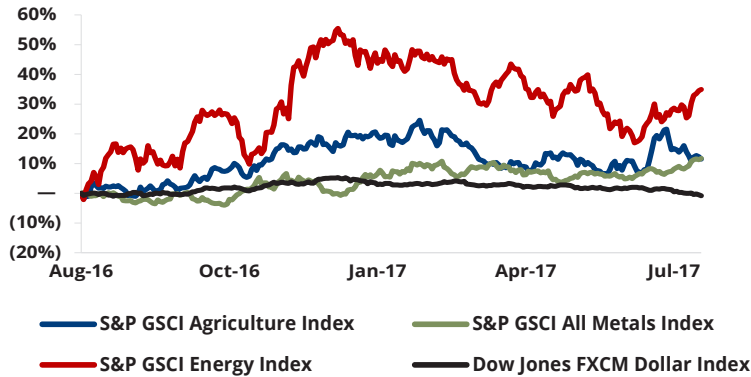
Stock Market Indices



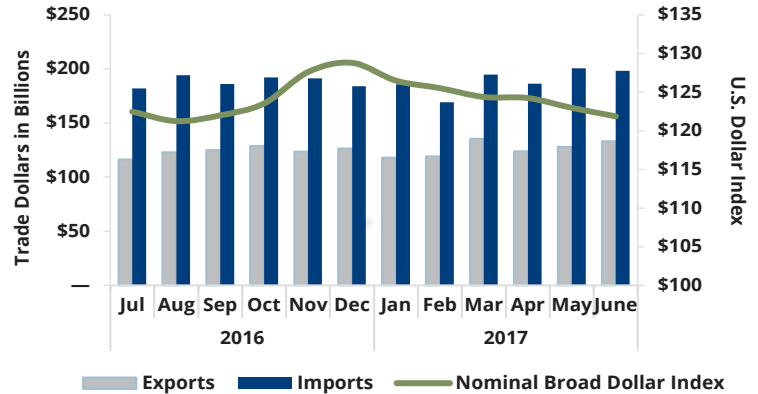
U.S. Treasury Yields



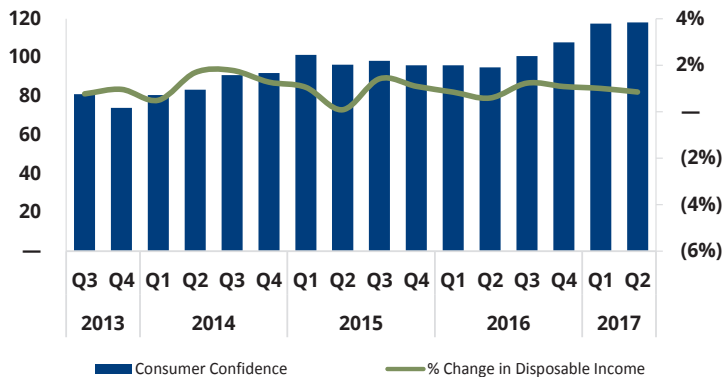
Commodities Prices



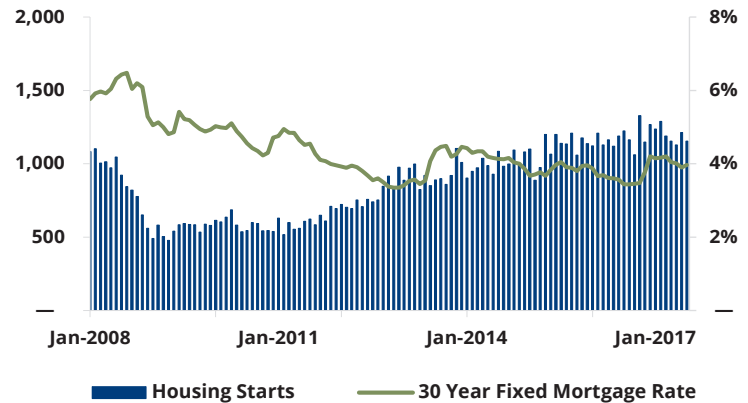
U.S. Trade Deficit & Dollar Index



Consumer Confidence Index & % Change in DPI



Housing Starts & Mortgage Rates



Sources: S&P LCD, Capital IQ, US Census Bureau, TM Capital

Recent TM Capital Financing Experience

<p>has received a \$10.5 million Series A investment from</p>	<p>has completed a management-led leveraged recapitalization used to fund the repurchase of stock owned by</p> <p>with Senior Secured and Senior Subordinated debt facilities provided by</p>	<p>\$42,171,250 Senior Secured Credit Facilities</p> <p>The Science and Technology of Small Particles™</p> <p>provided by</p>
---	---	---

TM Capital's Leveraged Finance Contacts

<p>Robert C. Grien Managing Director rgrien@tmcapital.com 212-809-1434</p>	<p>Jerome S. Romano Managing Director jromano@tmcapital.com 617-259-2206</p>	<p>David M. Felts Managing Director dfelts@tmcapital.com 404-995-6252</p>	<p>Vidur Kapur Associate vkapur@tmcapital.com 212-809-1422</p>
---	---	--	---

New York
641 Lexington Avenue
30th Floor
New York, NY 10022
Tel: 212.809.1360

Boston
201 Washington Street
32nd Floor
Boston, MA 02108
Tel: 617.259.2200

Atlanta
1230 Peachtree Street NE
Suite 550
Atlanta, GA 30305
Tel: 404.995.6230

TM capital
An Oaklins Member Firm

www.tmcapital.com