

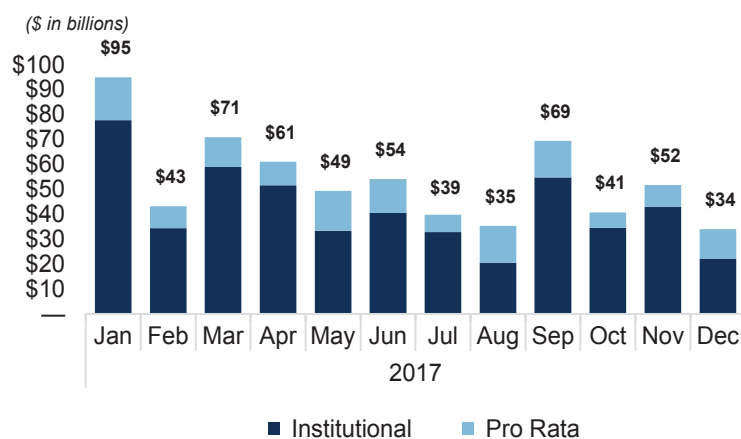
Key Market Indicators

Indices	2017				Dec 2016
	Dec	Nov	Oct	Sep	
10-Year Treasury	2.40%	2.42%	2.38%	2.33%	2.49%
DJIA	24,719	24,272	23,377	22,405	19,820
S&P 500	2,674	2,648	2,575	2,519	2,249
NASDAQ	6,903	6,874	6,728	6,496	5,432
iShares HY Corporate Bond Fund	86.9	87.5	88.2	88.3	86.2
iShares Barclays Aggregate Bond Index	109.3	109.0	109.4	109.6	107.8
Total Return*					
10-Year Treasury	(0.12%)	(0.37%)	(0.07%)	(1.24%)	0.29%
DJIA	1.74%	3.32%	3.70%	1.98%	2.56%
S&P 500	1.09%	2.42%	1.94%	1.85%	1.94%
NASDAQ	0.74%	2.10%	3.01%	1.00%	2.17%
iShares HY Corporate Bond Fund	0.23%	(0.23%)	0.07%	0.50%	1.93%
iShares Barclays Aggregate Bond Index	0.16%	(0.16%)	0.08%	(0.35%)	0.49%

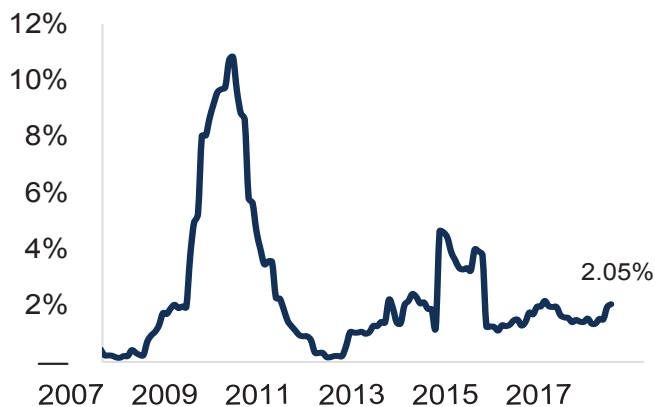
*Includes dividend / interest payments, when applicable

Commodities	2017				Dec 2016
	Dec	Nov	Oct	Sep	
Crude Oil	\$60.42	\$57.40	\$54.38	\$51.67	\$53.77
Natural Gas	\$2.95	\$3.03	\$2.90	\$3.01	\$3.75
Gold	\$1,309	\$1,277	\$1,271	\$1,285	\$1,158
Currencies					
GBP in USD	\$1.35	\$1.35	\$1.33	\$1.34	\$1.22
EUR in USD	\$1.20	\$1.19	\$1.16	\$1.18	\$1.05
USD in JPY	112.64	112.20	113.71	112.61	116.30
USD in CNY	6.51	6.61	6.63	6.65	6.95
Average New-Issue Loan Pricing - B+/B					
Total Spread	387.0	383.0	421.0	388.0	405.7
YTM	5.40%	5.30%	5.60%	5.23%	5.12%
New-Issue Clearing Yields - Middle Market (last 90 days)					
Deal Count	298	358	269	285	207
Clearing Yield	5.39%	5.60%	5.72%	5.88%	5.75%

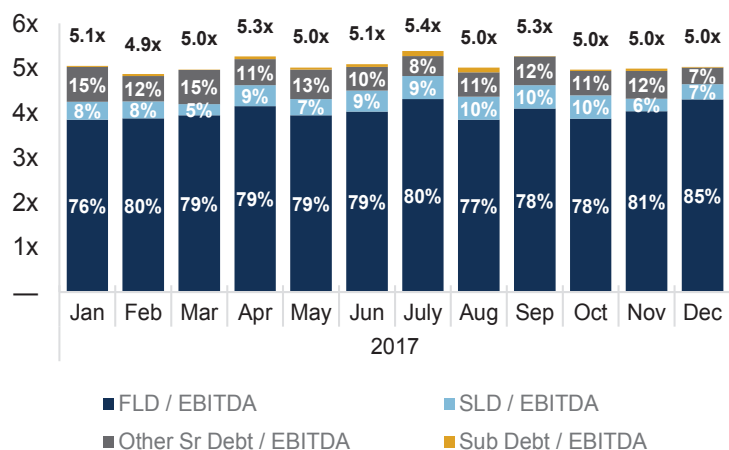
New-Issue Loan Volume by Month



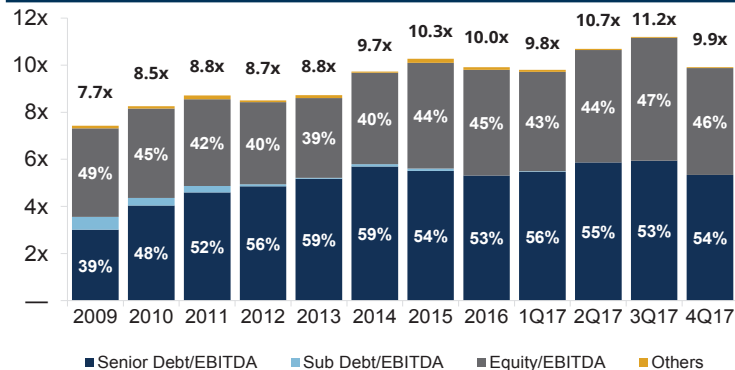
Default Rates of Leveraged Loans



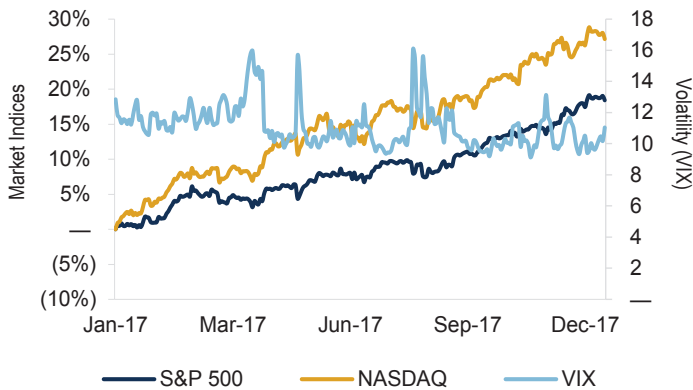
Average Debt Multiples of Highly Leveraged Loans (% of Total)



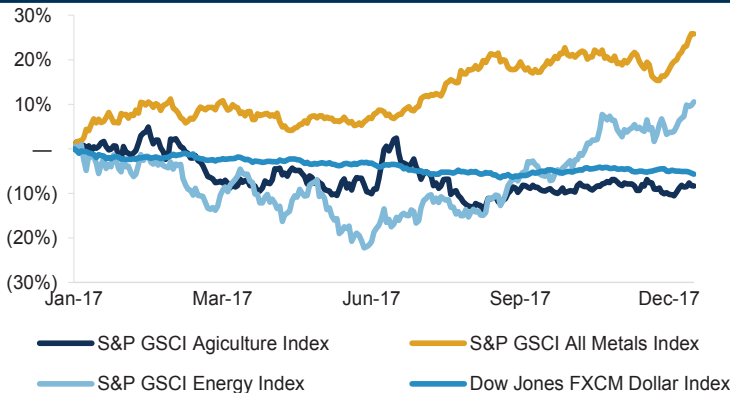
LBO Purchase Price Multiples - All (% of Total Purchase Price)



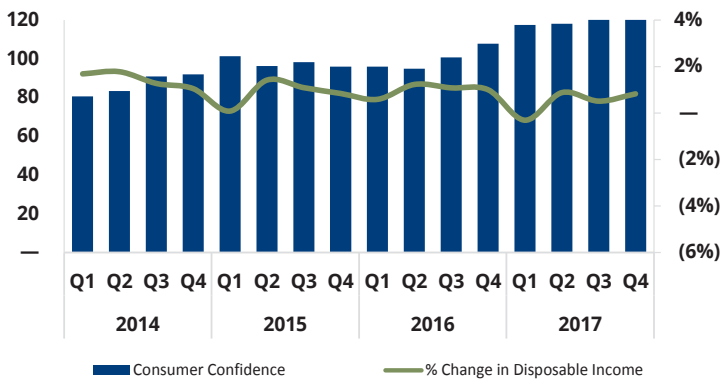
Stock Market Indices



Commodities Prices

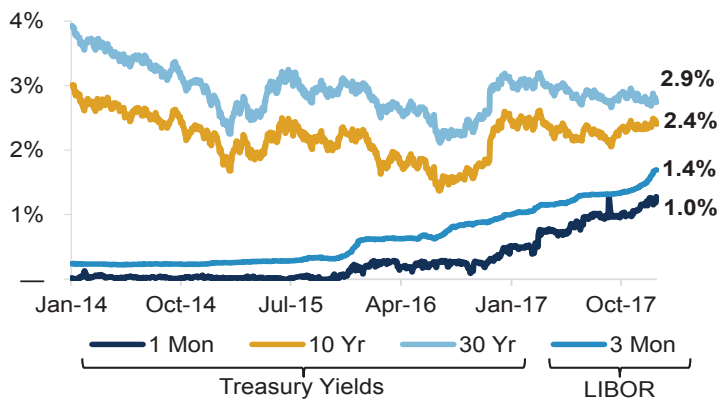


Consumer Confidence Index & % Change in DPI

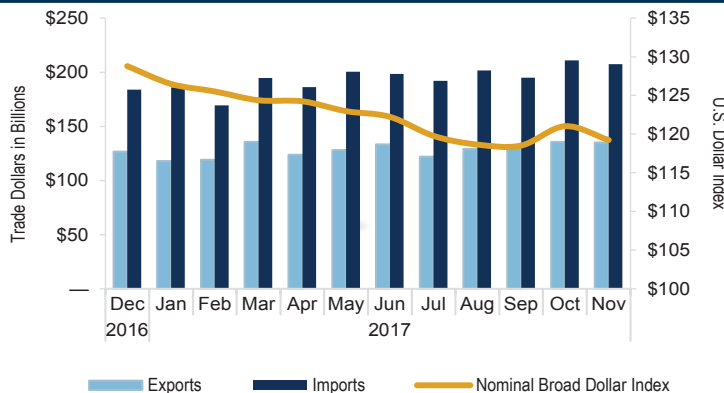


Sources: S&P LCD, Capital IQ, US Census Bureau, TM Capital

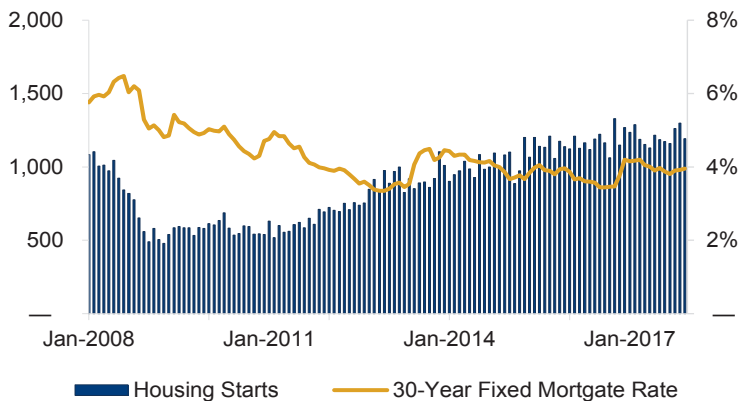
U.S. Treasury Yields & LIBOR



U.S. Trade Deficit & Dollar Index



Housing Starts & Mortgage Rates



Recent TM Capital Financing Experience

 <p>micromeritics® The Science and Technology of Small Particles™</p> <p>HAS COMPLETED A LEVERAGED RECAPITALIZATION WITH</p>	 <p>PLUM™</p> <p>HAS RECEIVED A \$10.5 MILLION SERIES A INVESTMENT FROM</p>	 <p>mudpie</p> <p>HAS COMPLETED A MANAGEMENT-LED LEVERAGED RECAPITALIZATION USED TO FUND THE REPURCHASE OF STOCK OWNED BY</p> <p>LINEAGE CAPITAL, LLC</p> <p>WITH SENIOR SECURED AND SENIOR SUBORDINATED DEBT FACILITIES PROVIDED BY</p>
---	--	--

TM Capital's Leveraged Finance Contacts

 <p>Robert C. Grien Managing Director rgrien@tmcapital.com (212) 809-1434</p>	 <p>Jerome S. Romano Managing Director jromano@tmcapital.com (617) 259-2206</p>	 <p>David M. Felts Managing Director dfelts@tmcapital.com (404) 995-6252</p>	 <p>Vidur Kapur Associate vkapur@tmcapital.com (212) 809-1422</p>
--	--	---	--