

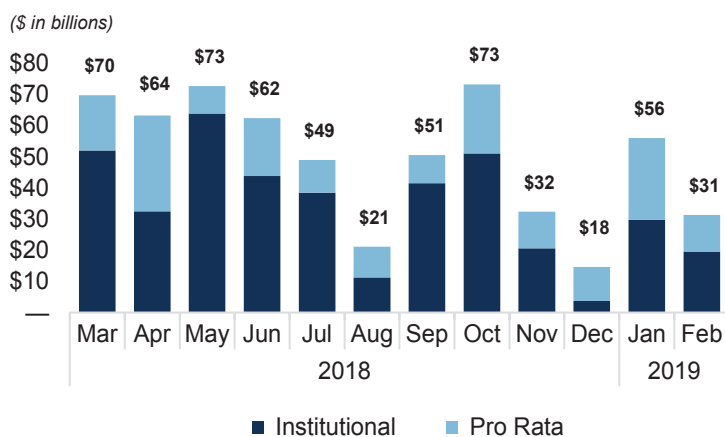
Key Market Indicators

Indices	Feb	2019		2018		Feb
	2019	Jan	Dec	Nov	Nov	2018
10-Year Treasury	2.73%	2.63%	2.72%	3.01%	2.87%	
DJIA	25,916	25,000	23,062	25,538	25,029	
S&P 500	2,784	2,704	2,486	2,760	2,714	
NASDAQ	7,533	7,282	6,585	7,331	7,273	
iShares HY Corporate Bond Fund	85.7	84.3	80.4	83.4	86.2	
iShares Barclays Aggregate Bond Index	107.2	107.4	106.1	104.9	106.7	
Total Return*						
10-Year Treasury	(0.01%)	0.74%	2.69%	1.36%	1.06%	
DJIA	3.14%	6.08%	(8.02%)	0.87%	4.18%	
S&P 500	2.59%	6.68%	(8.18%)	0.81%	3.26%	
NASDAQ	3.21%	8.15%	(8.41%)	(1.03%)	2.83%	
iShares HY Corporate Bond Fund	1.05%	4.12%	(1.80%)	(0.71%)	0.96%	
iShares Barclays Aggregate Bond Index	0.08%	0.76%	1.43%	0.43%	0.66%	

*Includes dividend / interest payments, when applicable

Commodities	Feb	2019		2018		Feb
	2019	Jan	Dec	Nov	Nov	2018
Crude Oil	\$57.22	\$53.79	\$45.33	\$50.93	\$61.64	
Natural Gas	\$2.81	\$2.81	\$3.15	\$4.61	\$2.67	
Gold	\$1,316	\$1,325	\$1,283	\$1,226	\$1,318	
Currencies						
GBP in USD	\$1.33	\$1.31	\$1.27	\$1.28	\$1.38	
EUR in USD	\$1.14	\$1.15	\$1.14	\$1.13	\$1.22	
USD in JPY	111.38	108.85	110.37	113.53	106.72	
USD in CNY	6.69	6.70	6.88	6.96	6.33	
Average New-Issue Loan Pricing - B+/B						
Total Spread	486.0	464.0	579.0	388.0	348.0	
YTM	7.66%	7.48%	8.44%	6.51%	5.33%	
New-Issue Clearing Yields - Middle Market (last 90 days)						
Deal Count	80	108	192	262	286	
Clearing Yield	7.98%	7.75%	7.24%	7.02%	5.68%	

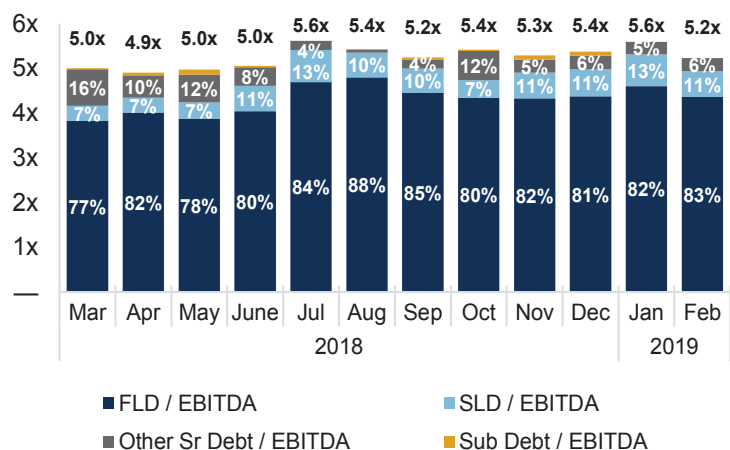
New-Issue Loan Volume by Month



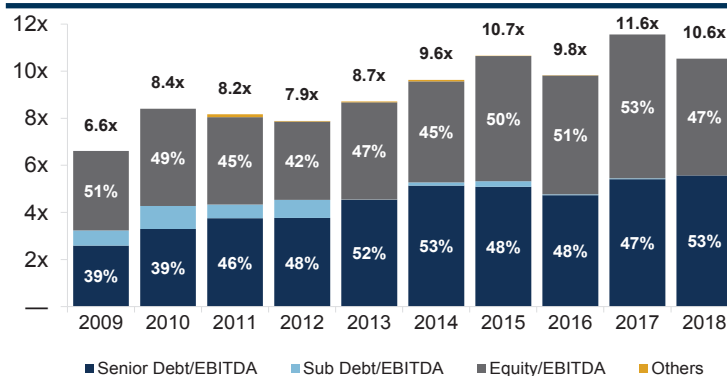
Default Rates of Leveraged Loans



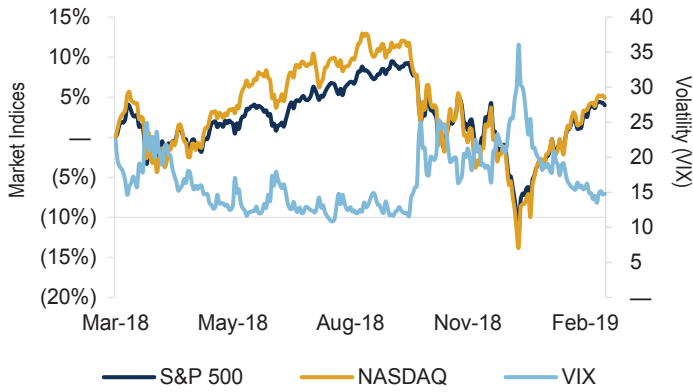
Average Debt Multiples of Highly Leveraged Loans (% of Total)



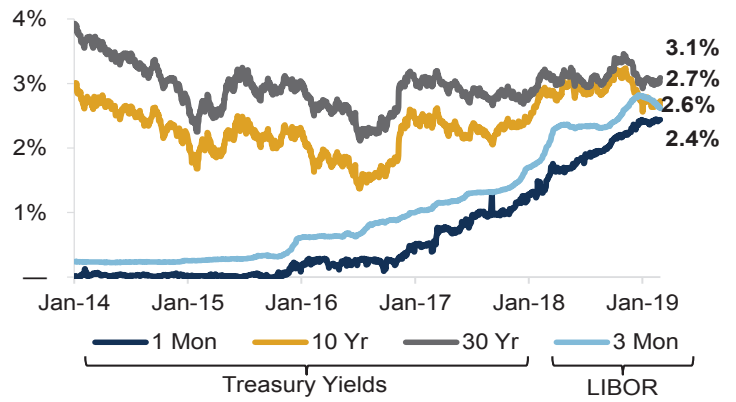
LBO Purchase Price Multiples - All (% of Total Purchase Price)



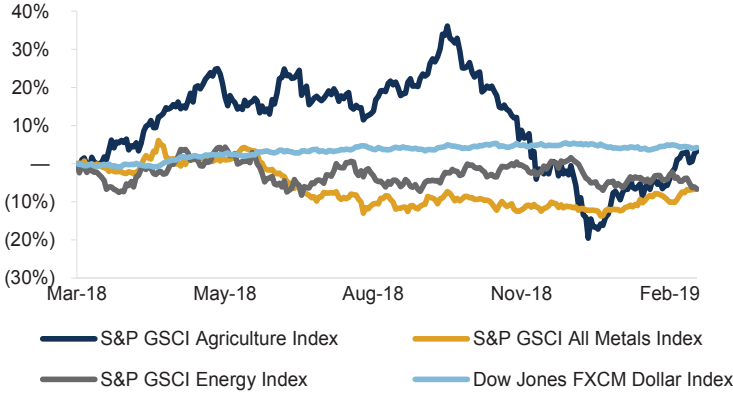
Stock Market Indices



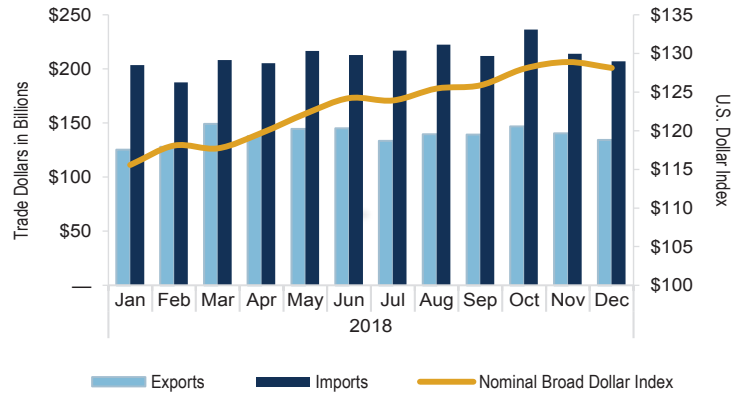
U.S. Treasury Yields & LIBOR



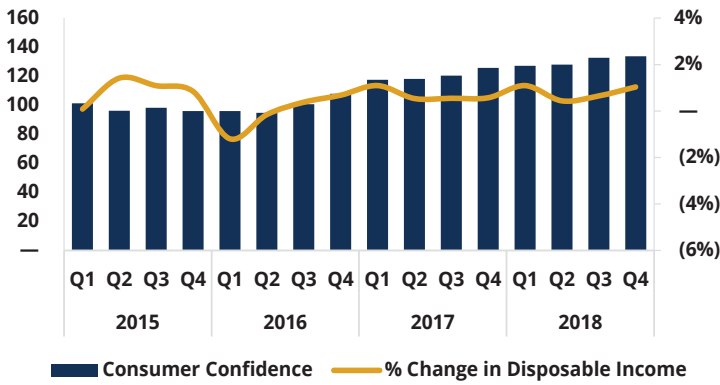
Commodities Prices



U.S. Trade Deficit & Dollar Index

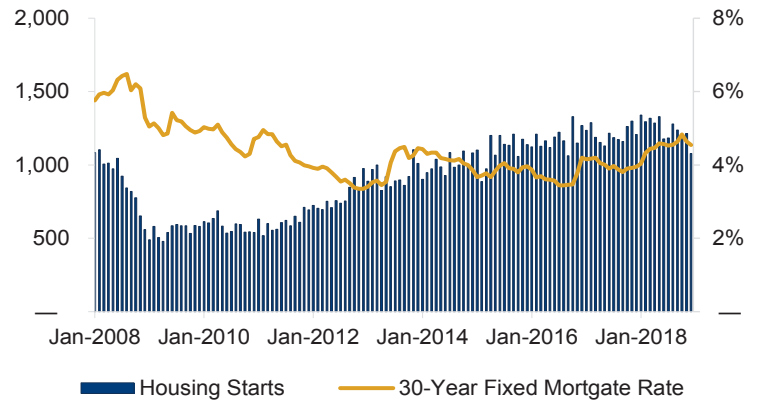


Consumer Confidence Index & % Change in DPI



Sources: S&P LCD, Capital IQ, US Census Bureau, TM Capital

Housing Starts & Mortgage Rates



Recent TM Capital Financing Experience

 FINANCED THE ACQUISITION OF WITH SENIOR DEBT PROVIDED BY 	SENIOR CREDIT FACILITY PROVIDED BY 	 HAS COMPLETED A GROWTH EQUITY FINANCING AND ENTERED INTO A STRATEGIC PARTNERSHIP
---	---	---

TM Capital's Leveraged Finance Contacts

 Robert C. Grien Managing Director rgrien@tmcapital.com (212) 809-1434	 Jerome S. Romano Managing Director jromano@tmcapital.com (617) 259-2206	 David M. Felts Managing Director dfelts@tmcapital.com (404) 995-6252	 Vidur Kapur Vice President vkapur@tmcapital.com (212) 809-1422
---	---	--	--