

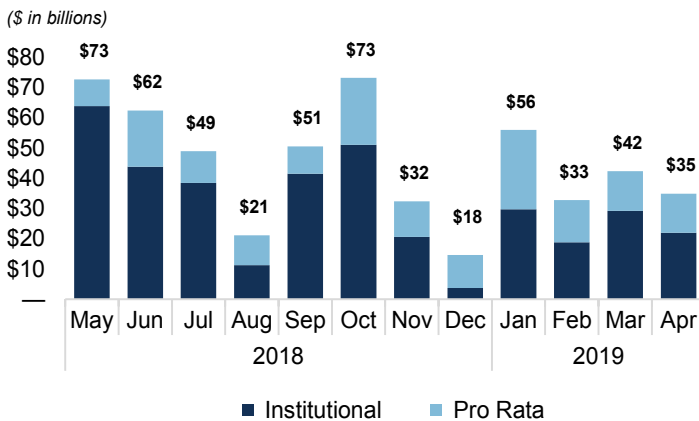
Business Services Headline Transactions

	Apr '19	Mar '19	Feb '19	Jan '19	Apr '18
Indices					
10-Year Treasury	2.51%	2.41%	2.73%	2.63%	2.95%
DJIA	26,593	25,929	25,916	25,000	24,163
S&P 500	2,946	2,834	2,784	2,704	2,648
NASDAQ	8,095	7,729	7,533	7,282	7,066
iShares HY Corporate Bond Fund	86.8	85.9	85.7	84.3	85.5
iShares Barclays Aggregate Bond Index	108.6	108.9	107.2	107.4	106.0
Total Return*					
10-Year Treasury	0.14%	3.44%	(0.01%)	0.74%	(1.47%)
DJIA	1.14%	(0.21%)	3.14%	6.08%	0.29%
S&P 500	2.38%	1.03%	2.59%	6.68%	0.32%
NASDAQ	2.87%	1.54%	3.21%	8.15%	0.07%
iShares HY Corporate Bond Fund	0.84%	0.84%	1.05%	4.12%	0.40%
iShares Barclays Aggregate Bond Index	0.22%	1.91%	0.08%	0.76%	(0.78%)

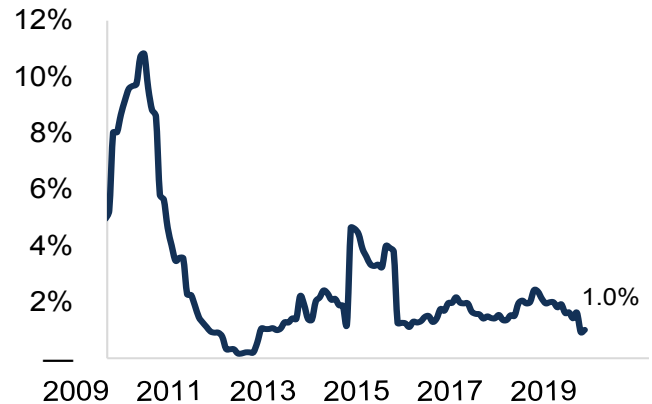
*Includes dividend / interest payments, when applicable

	Apr '19	Mar '19	Feb '19	Jan '19	Apr '18
Commodities					
Crude Oil	\$63.91	\$60.14	\$57.22	\$53.79	\$68.57
Natural Gas	\$2.58	\$2.66	\$2.81	\$2.81	\$2.76
Gold	\$1,286	\$1,299	\$1,316	\$1,325	\$1,319
Currencies					
GBP in USD	\$1.30	\$1.30	\$1.33	\$1.31	\$1.38
EUR in USD	\$1.12	\$1.12	\$1.14	\$1.15	\$1.21
USD in JPY	111.37	110.81	111.38	108.85	109.38
USD in CNY	6.74	6.71	6.69	6.70	6.33
Average New-Issue Loan Pricing - B+/B					
Total Spread	430.0	438.0	486.0	464.0	355.0
YTM	6.85%	7.06%	7.66%	7.48%	5.91%
New-Issue Clearing Yields - Middle Market (last 90 days)					
Deal Count	152	120	80	108	378
Clearing Yield	7.54%	7.60%	7.98%	7.75%	6.04%

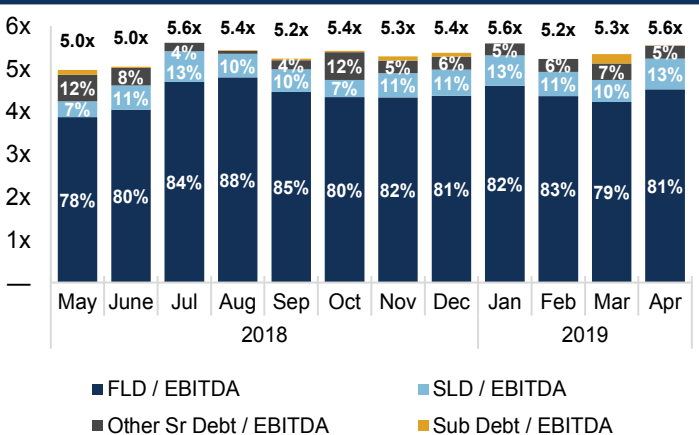
New-Issue Loan Volume by Month



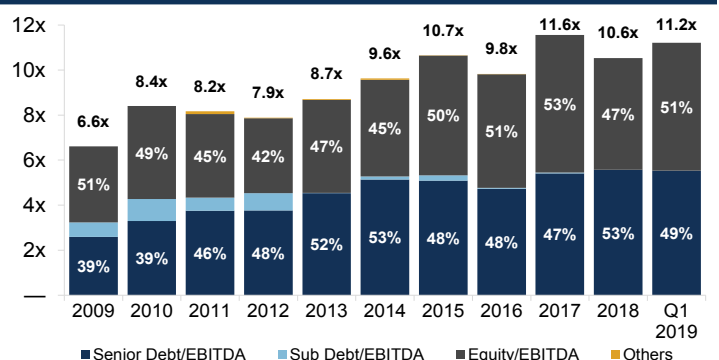
Default Rates of Leveraged Loans



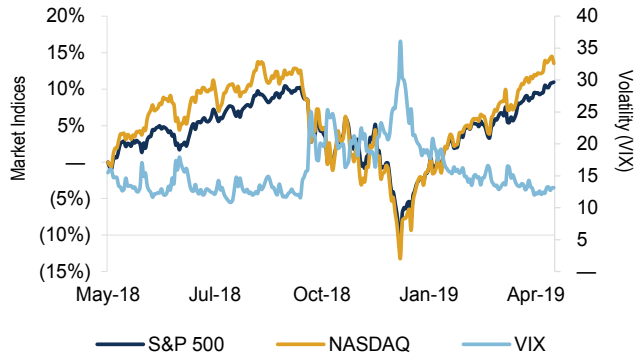
Average Debt Multiples of Highly Leveraged Loans (% of Total)



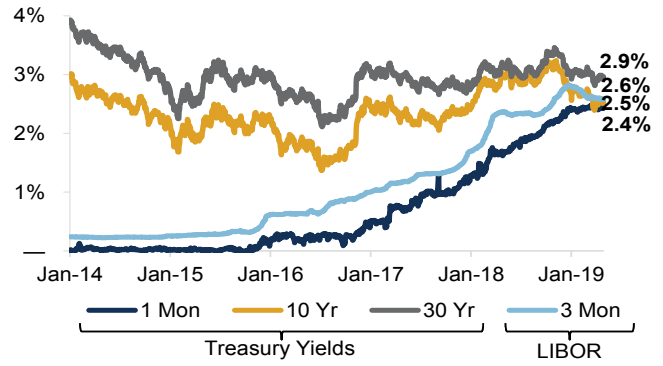
LBO Purchase Price Multiples - All (% of Total Purchase Price)



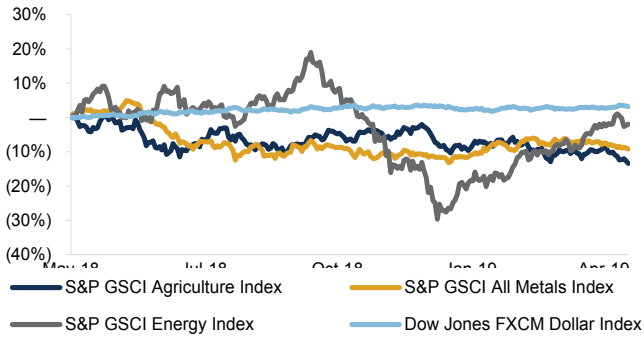
Stock Market Indices



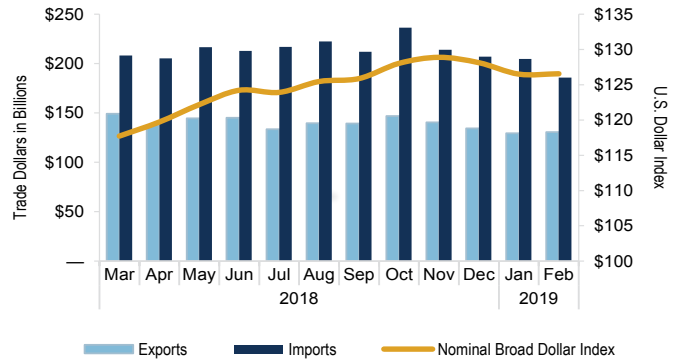
U.S. Treasury Yields & LIBOR



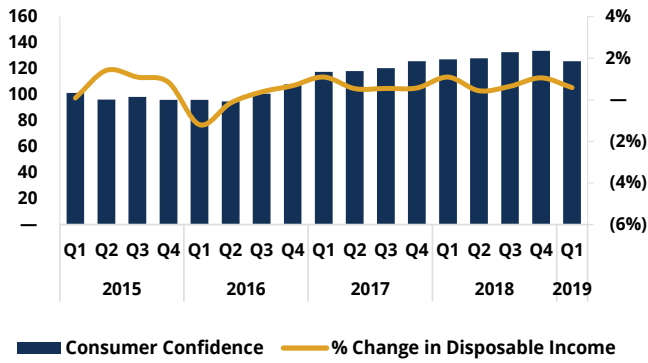
Commodities Prices



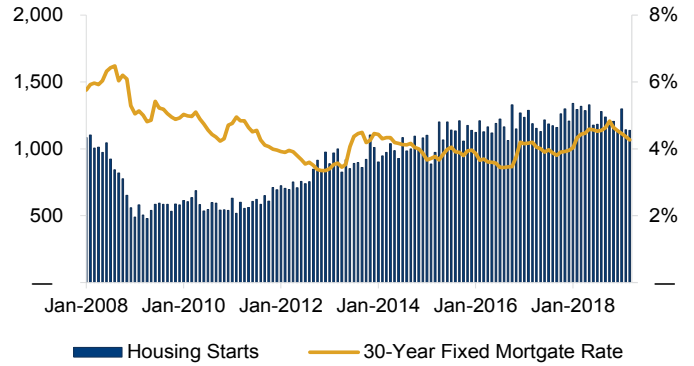
U.S. Trade Deficit & Dollar Index



Consumer Confidence Index & % Change in DPI



Housing Starts & Mortgage Rates



Recent TM Capital Financing Experience

FINANCED THE ACQUISITION OF

WITH SENIOR DEBT PROVIDED BY

SENIOR CREDIT FACILITY

PROVIDED BY

HAS COMPLETED A GROWTH EQUITY FINANCING AND ENTERED INTO A STRATEGIC PARTNERSHIP

TM Capital's Leveraged Finance Contacts

Robert C. Grien,
Managing Director
rgrien@tmcapital.com
212.809.1434

Jerome S. Romano,
Managing Director
jromano@tmcapital.com
617.259.2206

David M. Felts,
Managing Director
dfelts@tmcapital.com
404.995.6252

Vidur Kapur,
Vice President
vkapur@tmcapital.com
212.809.1422