

# LEVERAGED FINANCE MONTHLY

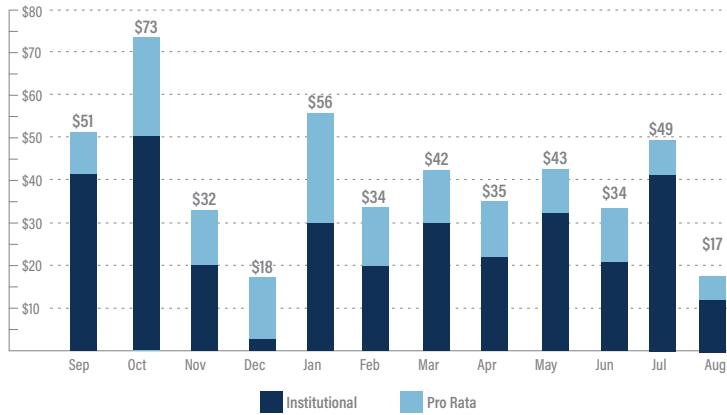
SEPTEMBER 2019

*This report reviews the latest trends in the loan environment, covering the relationship between loan volume, leverage multiples and relevant macroeconomic indicators and benchmarks impacting the credit markets. It also includes a statistical update, providing a snapshot of activity across the leveraged finance space.*

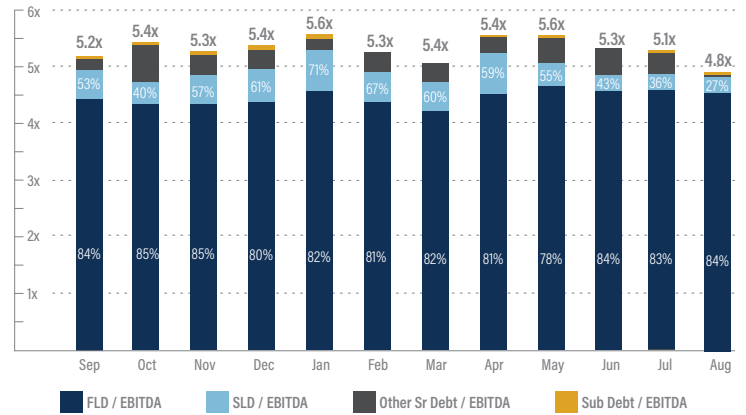
	AUGUST '19	JUL '19	JUN '19	MAY '19	AUGUST '18
<b>Indices</b>					
10-Year Treasury	1.50%	2.02%	2.00%	2.14%	2.86%
DJIA	26,403	27,198	26,600	24,815	25,987
S&P 500	2,926	3,013	2,942	2,752	2,901
NASDAQ	7,963	8,274	8,006	7,453	8,088
iShares HY Corporate Bond Fund	87	87	87	85.5	86.2
iShares Barclays Aggregate	114	111	111	110.3	106.4
<b>Total Return</b>					
10-Year Treasury	-25.74%	1.00%	-11.11%	-14.74%	-3.38%
DJIA	-1.72%	0.99%	5.86%	-6.69%	2.25%
S&P 500	-1.81%	1.31%	5.70%	-6.58%	3.01%
NASDAQ	-2.60%	2.11%	6.08%	-7.93%	5.43%
iShares HY Corporate Bond Fund	0.13%	0.01%	1.86%	-1.90%	0.24%
iShares Barclays Aggregate	2.29%	0.11%	1.64%	1.55%	0.36%
<b>Commodities</b>					
Crude Oil	\$56.71	\$58.58	\$58.47	\$53.50	\$70.25
Natural Gas	\$2.29	\$2.23	\$2.31	\$2.45	\$2.87
Gold	\$1,523	\$1,432	\$1,414	\$1,311	\$1,200
<b>Currencies</b>					
GBP in USD	\$1.22	\$1.22	\$1.27	\$1.26	\$1.33
EUR in USD	\$1.10	\$1.11	\$1.14	\$1.11	\$1.17
USD in JYP	106.22	108.60	107.79	108.69	108.76
USD in CNY	715	6.88	6.87	6.90	6.41
<b>Average New-Issue Loan Pricing - B+/B</b>					
Total Spread	441.0	421.0	422.0	430.0	350.0
YTM	6.73%	6.59%	6.84%	6.85%	5.95%
<b>New-Issue Clearing Yields - Middle Market (last 90 days)</b>					
Deal Count	131	158	148	150	222
Clearing Yield	6.79%	6.75%	6.85%	6.93%	7.08%

# LEVERAGED FINANCE GROWTH & VALUATION TRENDS

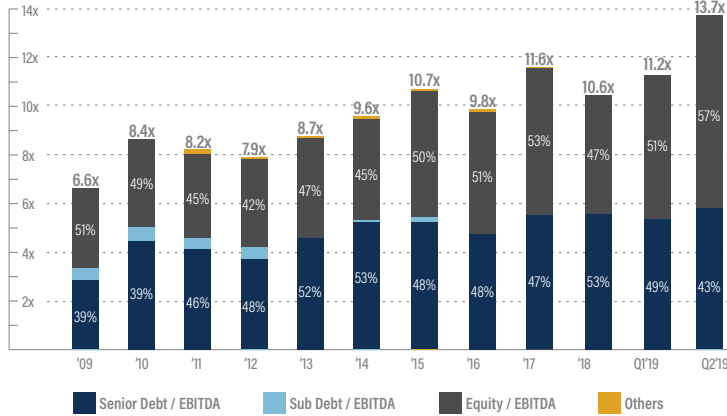
New-Issued Loan Volume by Month (\$ in billions)



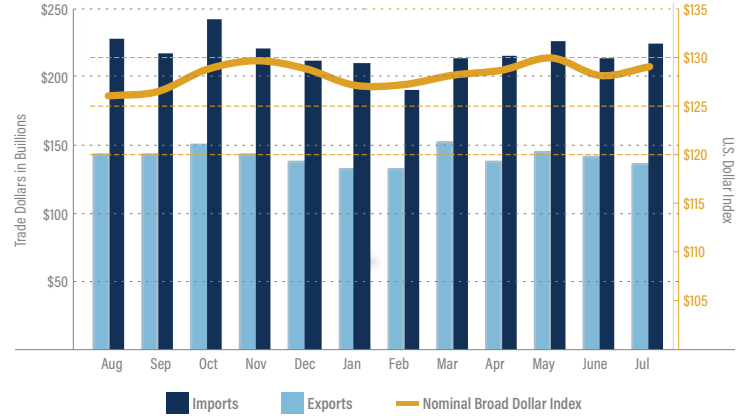
Average Debt Multiples of Highly Leveraged Loans (% of Total)



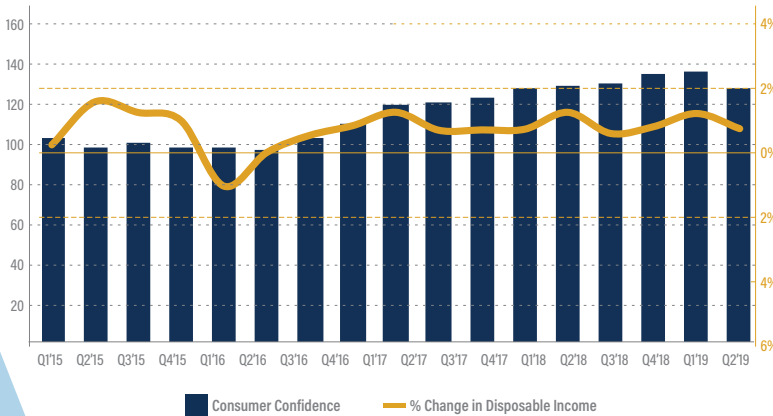
LBO Purchase Price Multiples - All (% of Total Purchase Price)



U.S. Trade Deficit & Dollar Index



Consumer Confidence Index and % Change in DPI



Default Rates of Leveraged Loans

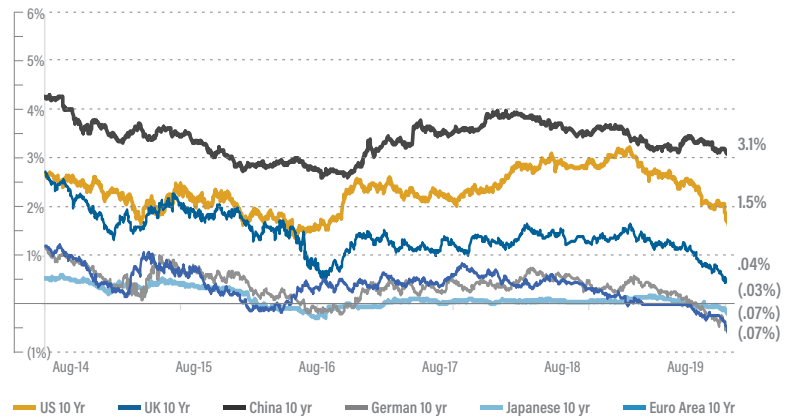


# LEVERAGED FINANCE GROWTH & VALUATION TRENDS (CONTINUED...)

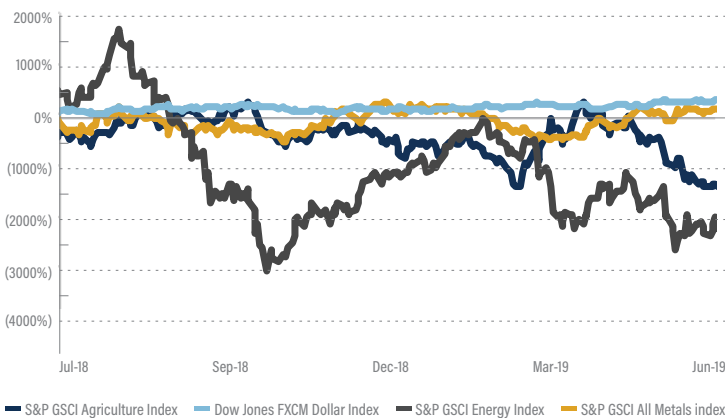
## Stock Market Indices



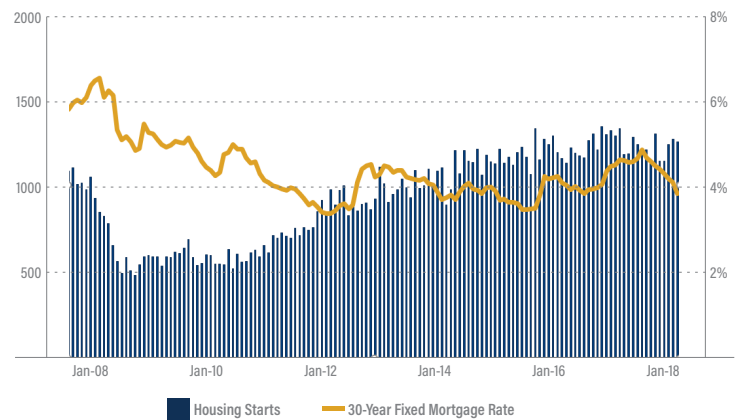
## Sovereign Debt Yields



## Commodities Prices



## Housing Starts & Mortgage Rates



## TM Capital's Financing Experience

FINANCED THE ACQUISITION OF

WITH SENIOR DEBT PROVIDED BY

SENIOR CREDIT FACILITY

PROVIDED BY

HAS COMPLETED A GROWTH EQUITY FINANCING AND ENTERED INTO A STRATEGIC PARTNERSHIP

## TM Capital's Leveraged Finance Contacts



**Robert Grien,**  
Managing Director  
rgrien@tmcapital.com  
212.809.1434



**Jerome Romano,**  
Managing Director  
jromano@tmcapital.com  
617.259.2206



**Vidur Kapur,**  
Vice President  
vkapur@tmcapital.com  
212.809.1422

Sources: S&P LCD, Capital IQ, U.S. Census Bureau, St. Louis Fed, U.S. Bureau of Economic Analysis, Freddie Mac