

LEVERAGED FINANCE MONTHLY

JUNE 2024

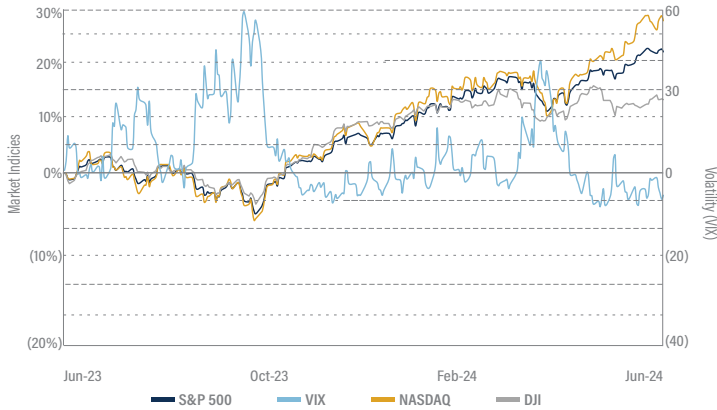
This report reviews the latest trends in the loan environment, covering the relationship between loan volume, leverage multiples and relevant macroeconomic indicators and benchmarks impacting the credit markets. It also includes a statistical update, providing a snapshot of activity across the leveraged finance space.

	JUNE '24	MAY '24	APRIL '24	MARCH '24	FEBRUARY '24	JUNE '23
Indices						
10-Year Treasury	4.36%	4.51%	4.69%	4.20%	4.25%	3.81%
10-Year vs. 2-Year Spread (basis points)	(35)	(38)	(35)	(39)	(28)	(106)
Secured Overnight Financing Rate (30 Day Average)	5.34%	5.32%	5.33%	5.32%	5.32%	5.07%
DJIA	39,119	38,686	37,816	39,807	38,996	34,408
S&P 500	5,460	5,278	5,036	5,254	5,096	4,450
NASDAQ	17,733	16,735	15,658	16,379	16,092	13,788
iShares HY Corporate Bond Fund (ARCX: HYG)	77	77	76	78	77	75
iShares Barclays Aggregate Bond Index (ARCX: AGG)	97	96	95	98	97	98
Commodities						
Crude Oil (\$ / bbl)	\$81.54	\$76.99	\$81.93	\$83.17	\$78.26	\$70.64
Natural Gas (\$ / MMCF)	\$2.60	\$2.59	\$1.99	\$1.76	\$1.86	\$2.77
Gold (\$ / oz.)	\$2,340	\$2,346	\$2,303	\$2,238	\$2,055	\$1,929
Currencies						
GBP in USD	\$1.26	\$1.27	\$1.25	\$1.26	\$1.26	\$1.27
EUR in USD	\$1.07	\$1.08	\$1.07	\$1.08	\$1.08	\$1.09
USD in JYP	¥160.87	¥157.22	¥157.45	¥151.30	¥149.84	¥144.59
USD in CNY	¥7.27	¥7.24	¥7.24	¥7.23	¥7.19	¥7.25
New Issue Loan Pricing						
Total Spread (basis points)	430	426	436	436	444	501
YTM	9.77%	9.70%	9.82%	9.82%	9.93%	9.22%

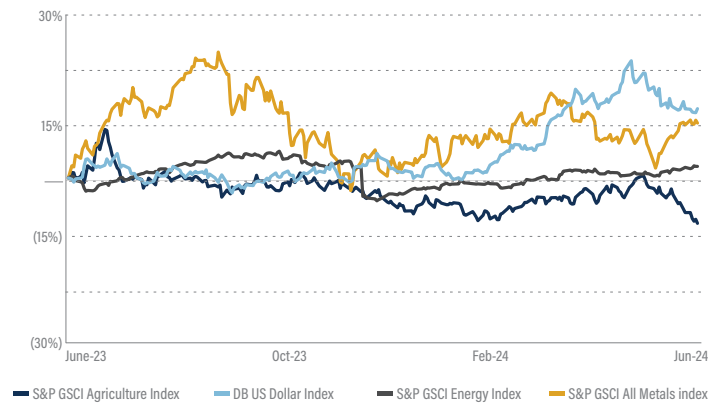
⁽¹⁾ "Large Corporate" defined as syndicated loans in companies with >\$50 million of pro forma adjusted EBITDA

LEVERAGED FINANCE GROWTH & ECONOMIC TRENDS

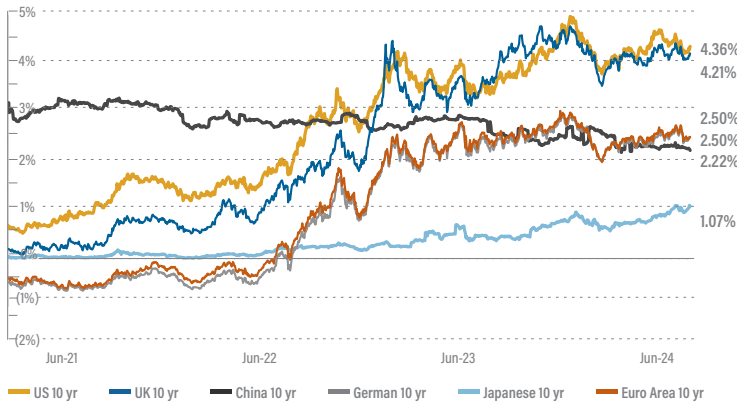
Stock Market Indices



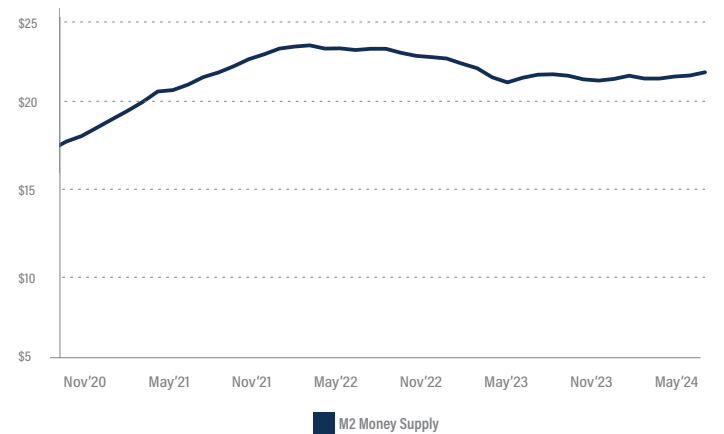
Commodities Prices



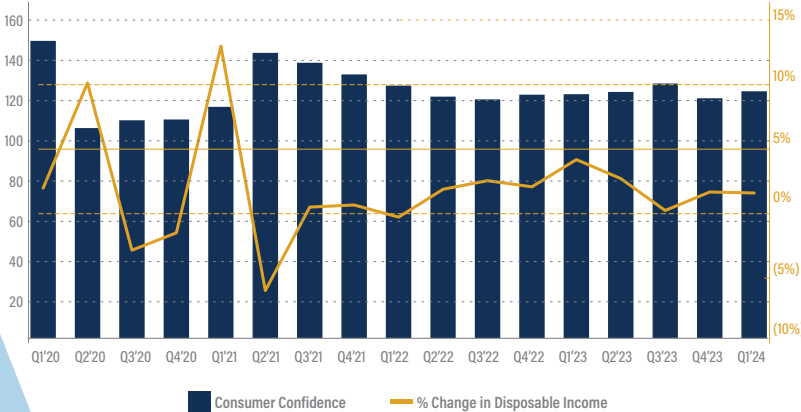
Sovereign Debt Yields



M2 Money Supply (\$ in trillions)



Consumer Confidence Index and % Change in DPI



Default Rates of Leveraged Loans (1)

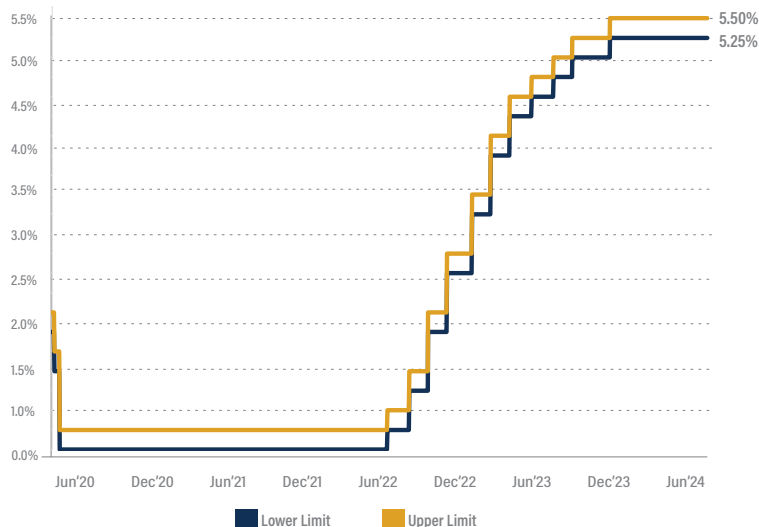


(1) Default rates based on issuances of institutional debt only

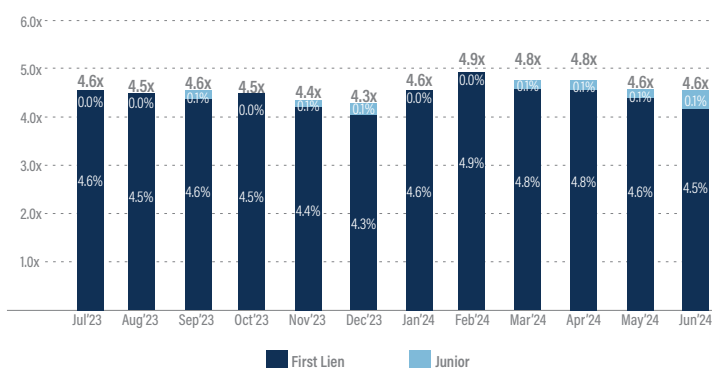
Sources: LevFin Insights, U.S. Census Bureau, St. Louis Fed, U.S. Bureau of Economic Analysis, Freddie Mac

LEVERAGED FINANCE GROWTH & ECONOMIC TRENDS (CONTINUED...)

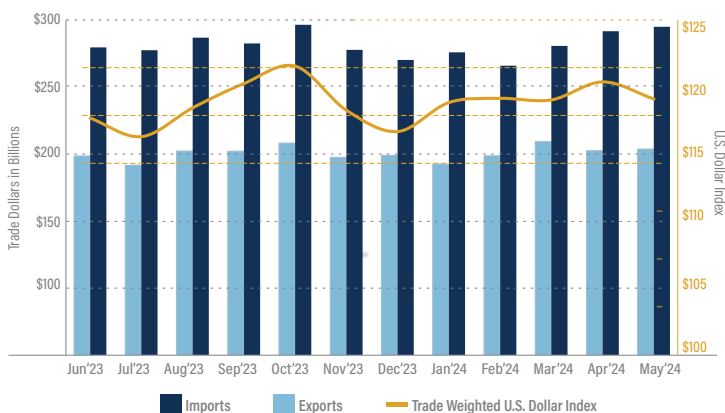
Target Fed Funds Rate



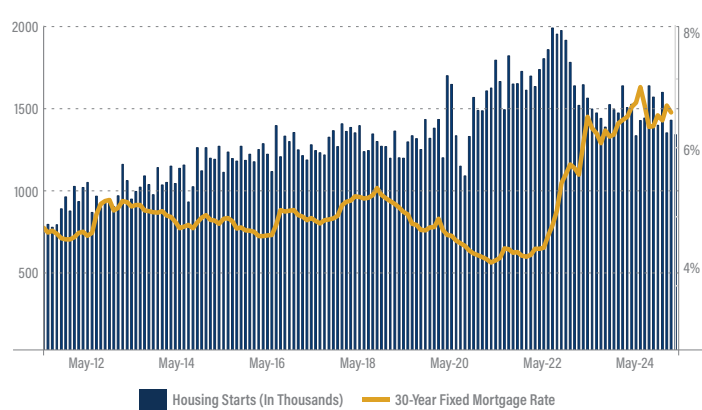
Average Debt Multiples - Large Corporate (% of Cap Structure)



U.S. Trade Deficit & Dollar Index



Housing Starts & Mortgage Rates



Selected TM Capital Leveraged Finance Experience

TCK
SOCKS SINCE 1961

A PORTFOLIO COMPANY OF

HURON
CAPITAL

HAS COMPLETED A DEBT FINANCING WITH

Boathouse

A SPECIALTY CONSUMER FINANCE COMPANY

HAS SECURED A \$220 MILLION CREDIT FACILITY FROM

CapitalOne **BMO**

FIRST HORIZON **United Community Bank**

A LEADING PROVIDER OF HOME DÉCOR

HAS SECURED A \$155 MILLION JUNIOR CAPITAL INVESTMENT HAS RECEIVED A SECOND LIEN NOTE FROM

Tokarz Group

TM Capital's Leveraged Finance Contacts



Robert Grien
Senior Advisor
rgrien@tmcapital.com
212.809.1434



Jerome Romano
Managing Director
jromano@tmcapital.com
617.259.2206



David Felts
Managing Director
dfelts@tmcapital.com
404.995.6252



Steve Hunter
Managing Director, Head of Financial Sponsor Coverage
shunter@tmcapital.com
404.995.6232



Jordan Cleare
Director
jcleare@tmcapital.com
404.661.7435

Sources: LevFin Insights, U.S. Census Bureau, St. Louis Fed, U.S. Bureau of Economic Analysis, Freddie Mac

ABOUT TM CAPITAL, A DIVISION OF JANNEY

FOUNDED IN 1989 AND NOW PART OF JANNEY MONTGOMERY SCOTT, TM CAPITAL IS THE CLIENT-FIRST INVESTMENT BANKING TEAM ADVISING INDUSTRY-LEADING COMPANIES ACROSS NORTH AMERICA AND AROUND THE WORLD. IN EVERYTHING WE DO, OUR PROFESSIONALS SHARE A RELENTLESS COMMITMENT TO ENGINEERING EXTRAORDINARY OUTCOMES WITH AN UNMATCHED STANDARD OF CLIENT CARE. OVER THE LAST THREE DECADES, WE HAVE COMPLETED NEARLY 450 TRANSACTIONS WITH A COMBINED VALUE OF \$30 BILLION. WITH OFFICES IN ATLANTA, BOSTON AND NEW YORK, OUR MISSION CRITICAL CAPABILITIES INCLUDE: COMPLEX MERGERS AND ACQUISITIONS INCLUDE: DEBT AND EQUITY FINANCINGS; MINORITY AND MAJORITY RECAPITALIZATIONS; RESTRUCTURINGS; AND BOARD ADVISORY SERVICES. TM CAPITAL IS ALSO A MEMBER OF OAKLINS, THE WORLD'S MOST EXPERIENCED MID-MARKET M&A ADVISOR, WITH OVER 850 PROFESSIONALS AND DEDICATED INDUSTRY TEAMS IN MORE THAN 45 COUNTRIES, HAVING CLOSED 1,700 TRANSACTIONS IN THE PAST FIVE YEARS. FOR MORE INFORMATION, PLEASE VISIT WWW.TMCAPITAL.COM.

ABOUT JANNEY

JANNEY MONTGOMERY SCOTT LLC IS A LEADING FULL-SERVICE INVESTMENT BANKING AND FINANCIAL SERVICES FIRM SERVING INDIVIDUAL, CORPORATE, INSTITUTIONAL AND GOVERNMENT CLIENTS. JANNEY IS AN INDEPENDENTLY OPERATED SUBSIDIARY OF THE PENN MUTUAL LIFE INSURANCE COMPANY, ONE OF THE 15 LARGEST MUTUAL INSURANCE COMPANIES IN THE NATION, AND IS A MEMBER OF THE NEW YORK STOCK EXCHANGE, FINANCIAL INDUSTRY REGULATORY AUTHORITY AND THE SECURITIES INVESTOR PROTECTION CORPORATION.

THIS COMMUNICATION IS THE INTELLECTUAL PROPERTY OF TM CAPITAL, A DIVISION OF JANNEY AND MAY NOT BE REPRODUCED, DISTRIBUTED, OR PUBLISHED BY ANY PERSON FOR ANY PURPOSE WITHOUT JANNEY'S EXPRESS PRIOR CONSENT.

DISCLAIMER: This communication has been created by the Investment Banking Department of Janney Montgomery Scott LLC ("Janney") and is to be used for informational purposes only. It is not a product of Janney's Research Department. The information presented herein is taken from sources believed to be reliable but is not guaranteed by Janney as to its accuracy or completeness and is subject to change. The views expressed in this communication reflect the personal views of the author(s) regarding the subject securities and issuers and may differ with those of Janney or Janney's Research Department. This communication shall not constitute a solicitation or offer to purchase or sell a security. This communication is intended for Institutional Use Only, not for retail investors, and should not be distributed, forwarded, or otherwise disseminated. Nothing in this material should be construed as tax, legal, or accounting advice. Please consult your own tax, legal, and accounting professionals. Member: NYSE, FINRA, SIPC.